

|  |  |
|--|--|
| <b>IH 39/90: USH 14 TO STATE LINE (ROCK COUNTY)</b><br><b>NIGHTTIME CLOSURE</b><br><b>DIVERSION ROUTE: IH 43 - STH 140 - USH 14 - USH 11</b> | <b>OCTOBER</b>                           |
|  | Analyzed for 2009<br>Construction Season |

**SUMMARY OF TRAFFIC MODEL OUTPUT**

**SUNDAY WESTBOUND DIRECTION**

| TIME OF DAY | FLOWS AND CAPACITY IN VEH/HR |           |                 |           |                |                 |                  | AVERAGE SPEEDS IN MPH |                       |                     |                 |              |                 |                 |              |
|-------------|------------------------------|-----------|-----------------|-----------|----------------|-----------------|------------------|-----------------------|-----------------------|---------------------|-----------------|--------------|-----------------|-----------------|--------------|
|             | MAIN ROUTE                   |           | ALTERNATE ROUTE |           | SITE CAPA CITY | FLOW MAIN ROUTE | FLOW DIVER -TING | TOTAL DIVN FLOW       | AV.DEL PER VEH (MINS) | AVERAGE QUEUE (VEH) | MAIN ROUTE      |              | ALTERNATE ROUTE |                 |              |
|             | DEMAND FLOW                  | PCT HEAVY | NORMAL FLOW     | PCT HEAVY |                |                 |                  |                       |                       |                     | WITHOUT WORK ZN | WITH WORK ZN | SITE            | WITHOUT WORK ZN | WITH WORK ZN |
| MID-1 AM    | 260                          | 0.0       | 38              | 0.0       | 1500           | 260             | 0                | 38                    | 0.45                  | 0                   | 65.9            | 62.8         | 44.5            | 39.2            | 39.2         |
| 1-2 AM      | 188                          | 0.0       | 28              | 0.0       | 1500           | 188             | 0                | 28                    | 0.44                  | 0                   | 66.0            | 63.0         | 44.7            | 39.4            | 39.4         |
| 2-3 AM      | 147                          | 0.0       | 22              | 0.0       | 1500           | 147             | 0                | 22                    | 0.44                  | 0                   | 66.1            | 63.1         | 44.9            | 39.5            | 39.5         |
| 3-4 AM      | 116                          | 0.0       | 16              | 0.0       | 1500           | 116             | 0                | 16                    | 0.43                  | 0                   | 66.2            | 63.2         | 45.0            | 39.6            | 39.6         |
| 4-5 AM      | 150                          | 0.0       | 22              | 0.0       | 1500           | 150             | 0                | 22                    | 0.44                  | 0                   | 66.1            | 63.1         | 44.9            | 39.5            | 39.5         |
| 5-6 AM      | 230                          | 0.0       | 33              | 0.0       | 1500           | 230             | 0                | 33                    | 0.44                  | 0                   | 66.0            | 62.9         | 44.6            | 39.3            | 39.3         |
| 6-7 AM      | 356                          | 0.0       | 51              | 0.0       | 1500           | 356             | 0                | 51                    | 0.46                  | 0                   | 65.7            | 62.6         | 44.1            | 39.1            | 39.1         |
| 7-8 AM      | 526                          | 0.0       | 76              | 0.0       | 1500           | 526             | 0                | 76                    | 0.47                  | 0                   | 65.4            | 62.2         | 43.4            | 38.8            | 38.8         |
| 8-9 AM      | 810                          | 0.0       | 117             | 0.0       | 1500           | 810             | 0                | 117                   | 0.50                  | 0                   | 64.9            | 61.5         | 42.4            | 38.3            | 38.3         |
| 9-10 AM     | 1170                         | 0.0       | 170             | 0.0       | OFF            | 1170            | 0                | 170                   | 0.00                  | 0                   | 64.2            | 64.2         | 64.2            | 37.6            | 37.6         |
| 10-11 AM    | 1532                         | 0.0       | 222             | 0.0       | OFF            | 1532            | 0                | 222                   | 0.00                  | 0                   | 63.5            | 63.5         | 63.5            | 37.0            | 37.0         |
| 11A-NOON    | 1778                         | 0.0       | 258             | 0.0       | OFF            | 1778            | 0                | 258                   | 0.00                  | 0                   | 63.1            | 63.1         | 63.1            | 36.5            | 36.5         |
| NOON-1PM    | 1886                         | 0.0       | 274             | 0.0       | OFF            | 1886            | 0                | 274                   | 0.00                  | 0                   | 62.8            | 62.8         | 62.8            | 36.3            | 36.3         |
| 1-2 PM      | 1836                         | 0.0       | 267             | 0.0       | OFF            | 1836            | 0                | 267                   | 0.00                  | 0                   | 63.0            | 63.0         | 63.0            | 36.5            | 36.5         |
| 2-3 PM      | 1881                         | 0.0       | 273             | 0.0       | OFF            | 1881            | 0                | 273                   | 0.00                  | 0                   | 62.9            | 62.9         | 62.9            | 36.3            | 36.3         |
| 3-4 PM      | 1871                         | 0.0       | 272             | 0.0       | OFF            | 1871            | 0                | 272                   | 0.00                  | 0                   | 62.9            | 62.9         | 62.9            | 36.4            | 36.4         |
| 4-5 PM      | 1933                         | 0.0       | 281             | 0.0       | OFF            | 1933            | 0                | 281                   | 0.00                  | 0                   | 62.8            | 62.8         | 62.8            | 36.3            | 36.3         |
| 5-6 PM      | 1693                         | 0.0       | 246             | 0.0       | OFF            | 1693            | 0                | 246                   | 0.00                  | 0                   | 63.2            | 63.2         | 63.2            | 36.7            | 36.7         |
| 6-7 PM      | 1480                         | 0.0       | 215             | 0.0       | OFF            | 1480            | 0                | 215                   | 0.00                  | 0                   | 63.7            | 63.7         | 63.7            | 37.1            | 37.1         |
| 7-8 PM      | 1197                         | 0.0       | 174             | 0.0       | 1500           | 1197            | 0                | 174                   | 0.63                  | 0                   | 64.1            | 60.1         | 38.6            | 37.6            | 37.6         |
| 8-9 PM      | 972                          | 0.0       | 141             | 0.0       | 1500           | 972             | 0                | 141                   | 0.52                  | 0                   | 64.6            | 61.2         | 41.8            | 38.0            | 38.0         |
| 9-10 PM     | 800                          | 0.0       | 116             | 0.0       | 1500           | 800             | 0                | 116                   | 0.50                  | 0                   | 64.9            | 61.5         | 42.4            | 38.3            | 38.3         |
| 10-11 PM    | 505                          | 0.0       | 73              | 0.0       | 1500           | 505             | 0                | 73                    | 0.47                  | 0                   | 65.5            | 62.2         | 43.5            | 38.8            | 38.8         |
| 11PM-MID    | 396                          | 0.0       | 58              | 0.0       | 1500           | 396             | 0                | 58                    | 0.46                  | 0                   | 65.6            | 62.5         | 43.9            | 39.0            | 39.0         |

"OFF" INDICATES NO ROAD WORK (ALL LANES OPEN TO TRAFFIC)

| *----- SITE BREAKDOWN DELAYS -----* |      |
|-------------------------------------|------|
| BREAKDOWN DURATION (MINS)           | 0    |
| RANGE OF QUEUE DELAY - MIN          | 0.0  |
| (VEH-H) MAX                         | 0.0  |
| RANGE OF DIVN DELAY - MIN           | 0.0  |
| (VEH-H) MAX                         | 0.0  |
| AV BREAKDOWNS PER DAY               | 0.00 |
| AV QUEUE DELAY/DAY (VEH-H)          | 0.0  |
| AV DIVN DELAY/DAY (VEH-H)           | 0.0  |
| AV TOTAL DELAY/DAY (VEH-H)          | 0.0  |

| *----- SITE ACCIDENT DELAYS -----* |      |
|------------------------------------|------|
| ACCIDENT DURATION (MINS)           | 0    |
| RANGE OF QUEUE DELAY - MIN         | 0.0  |
| (VEH-H) MAX                        | 0.0  |
| RANGE OF DIVN DELAY - MIN          | 0.0  |
| (VEH-H) MAX                        | 0.0  |
| AV ACCIDENTS PER DAY               | 0.00 |
| AV QUEUE DELAY/DAY (VEH-H)         | 0.0  |
| AV DIVN DELAY/DAY (VEH-H)          | 0.0  |
| AV TOTAL DELAY/DAY (VEH-H)         | 0.0  |

| AVERAGE ACCIDENT NUMBERS (PIA/DAY) |        |
|------------------------------------|--------|
| MAIN ROUTE WITHOUT WORKS           | 0.0377 |
| MAIN ROUTE WITH WORKS              | 0.0373 |
| DIVERSION                          | 0.0769 |

PIA: Personal Injury Accidents

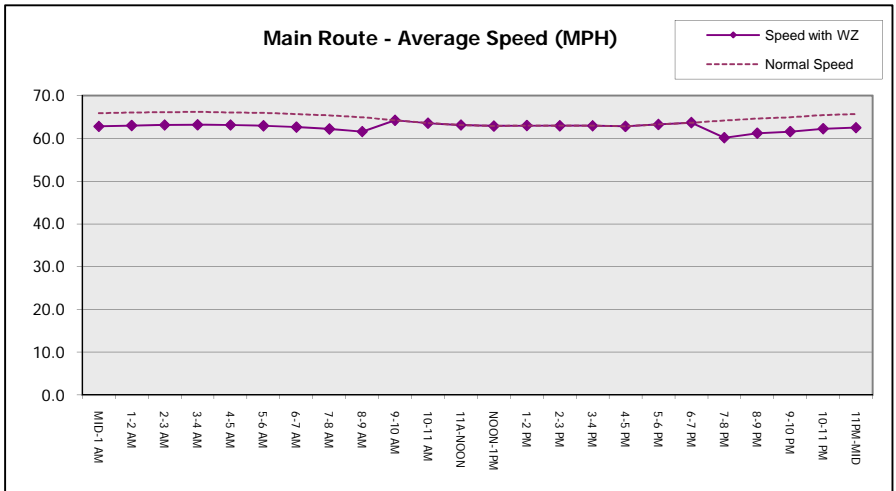
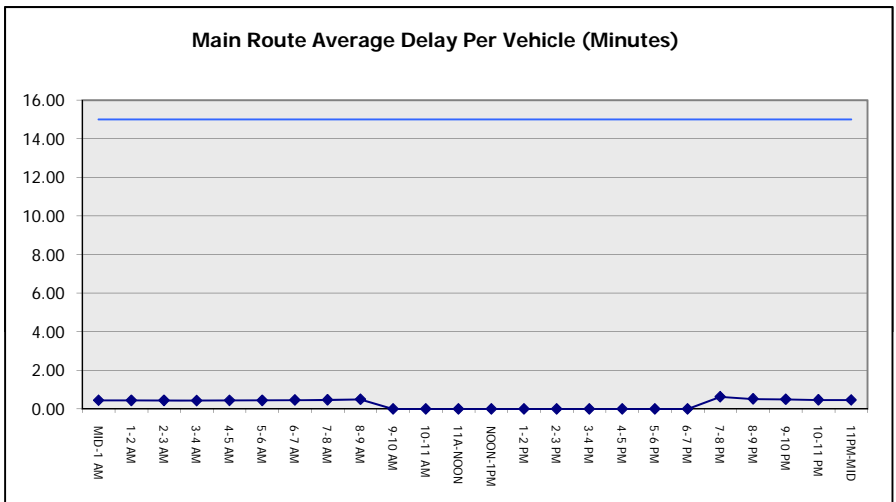
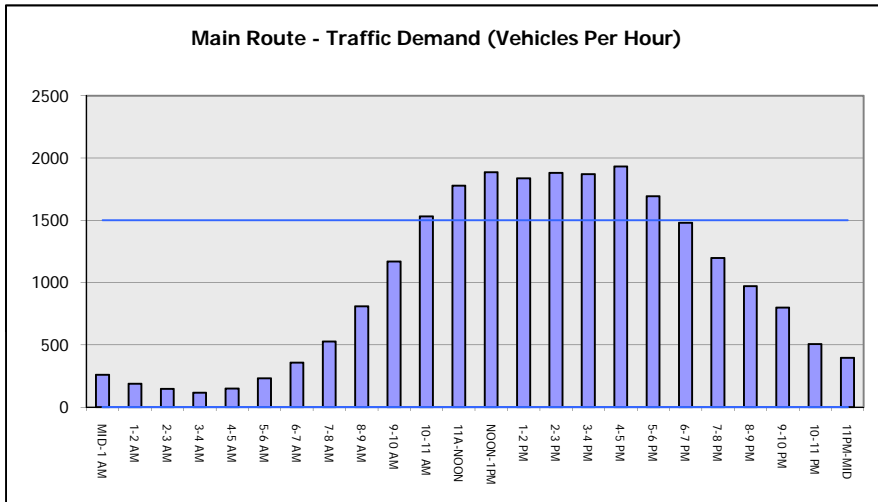
| IMPACTS ON ROAD USERS              |       |
|------------------------------------|-------|
| ROAD USER COSTS PER DAY ( DOLLARS) | \$840 |
| CONGESTED HOURS PER DAY*           | 0     |

\*Delays Exceeding 15 Minutes

**IH 39/90: USH 14 TO STATE LINE (ROCK COUNTY)  
 NIGHTTIME CLOSURE  
 DIVERSION ROUTE: IH 43 - STH 140 - USH 14 - USH 11**

**OCTOBER**  
 Analyzed for 2009  
 Construction Season

**GRAPHICAL REPRESENTATION OF TRAFFIC MODEL INPUT AND OUTPUT**  
**SUNDAY WESTBOUND DIRECTION**



|  |  |
|--|--|
| <b>IH 39/90: USH 14 TO STATE LINE (ROCK COUNTY)</b><br><b>NIGHTTIME CLOSURE</b><br><b>DIVERSION ROUTE: IH 43 - STH 140 - USH 14 - USH 11</b> | <b>OCTOBER</b>                           |
|  | Analyzed for 2009<br>Construction Season |

**SUMMARY OF TRAFFIC MODEL OUTPUT**

SUNDAY EASTBOUND DIRECTION

| TIME OF DAY | FLOWS AND CAPACITY IN VEH/HR |           |             |           |                |                 |                  |                 | AVERAGE SPEEDS IN MPH |                     |                 |              |      |                 |              |
|-------------|------------------------------|-----------|-------------|-----------|----------------|-----------------|------------------|-----------------|-----------------------|---------------------|-----------------|--------------|------|-----------------|--------------|
|             | MAIN                         |           | DIVERSION   |           | SITE CAPA CITY | FLOW MAIN ROUTE | FLOW DIVER -TING | TOTAL DIVN FLOW | AV.DEL PER VEH (MINS) | AVERAGE QUEUE (VEH) | MAIN ROUTE      |              | SITE | ALTERNATE ROUTE |              |
|             | DEMAND FLOW                  | PCT HEAVY | NORMAL FLOW | PCT HEAVY |                |                 |                  |                 |                       |                     | WITHOUT WORK ZN | WITH WORK ZN |      | WITHOUT WORK ZN | WITH WORK ZN |
| MID-1 AM    | 300                          | 0.0       | 43          | 0.0       | 1500           | 300             | 0                | 43              | 0.45                  | 0                   | 65.8            | 62.7         | 44.3 | 39.2            | 39.2         |
| 1-2 AM      | 230                          | 0.0       | 33          | 0.0       | 1500           | 230             | 0                | 33              | 0.44                  | 0                   | 66.0            | 62.9         | 44.6 | 39.3            | 39.3         |
| 2-3 AM      | 186                          | 0.0       | 27          | 0.0       | 1500           | 186             | 0                | 27              | 0.44                  | 0                   | 66.0            | 63.0         | 44.7 | 39.4            | 39.4         |
| 3-4 AM      | 156                          | 0.0       | 23          | 0.0       | 1500           | 156             | 0                | 23              | 0.44                  | 0                   | 66.1            | 63.0         | 44.8 | 39.4            | 39.4         |
| 4-5 AM      | 160                          | 0.0       | 23          | 0.0       | 1500           | 160             | 0                | 23              | 0.44                  | 0                   | 66.1            | 63.0         | 44.8 | 39.4            | 39.4         |
| 5-6 AM      | 199                          | 0.0       | 29          | 0.0       | 1500           | 199             | 0                | 29              | 0.44                  | 0                   | 66.0            | 63.0         | 44.7 | 39.4            | 39.4         |
| 6-7 AM      | 329                          | 0.0       | 47          | 0.0       | 1500           | 329             | 0                | 47              | 0.45                  | 0                   | 65.8            | 62.7         | 44.2 | 39.2            | 39.2         |
| 7-8 AM      | 548                          | 0.0       | 79          | 0.0       | 1500           | 548             | 0                | 79              | 0.48                  | 0                   | 65.4            | 62.2         | 43.3 | 38.8            | 38.8         |
| 8-9 AM      | 933                          | 0.0       | 136         | 0.0       | 1499           | 933             | 0                | 136             | 0.51                  | 0                   | 64.6            | 61.2         | 41.9 | 38.1            | 38.1         |
| 9-10 AM     | 1420                         | 0.0       | 206         | 0.0       | OFF            | 1420            | 0                | 206             | 0.00                  | 0                   | 63.7            | 63.7         | 63.7 | 37.2            | 37.2         |
| 10-11 AM    | 1933                         | 0.0       | 281         | 0.0       | OFF            | 1933            | 0                | 281             | 0.00                  | 0                   | 62.8            | 62.8         | 62.8 | 36.3            | 36.3         |
| 11A-NOON    | 2330                         | 0.0       | 339         | 0.0       | OFF            | 2330            | 0                | 339             | 0.00                  | 0                   | 62.0            | 62.0         | 62.0 | 35.5            | 35.5         |
| NOON-1PM    | 2647                         | 0.0       | 384         | 0.0       | OFF            | 2647            | 0                | 384             | 0.00                  | 0                   | 59.4            | 59.4         | 59.4 | 35.0            | 35.0         |
| 1-2 PM      | 2712                         | 0.0       | 394         | 0.0       | OFF            | 2712            | 0                | 394             | 0.00                  | 0                   | 58.7            | 58.7         | 58.7 | 34.8            | 34.8         |
| 2-3 PM      | 2855                         | 0.0       | 415         | 0.0       | OFF            | 2855            | 0                | 415             | 0.00                  | 0                   | 57.3            | 57.3         | 57.3 | 34.6            | 34.6         |
| 3-4 PM      | 2884                         | 0.0       | 419         | 0.0       | OFF            | 2884            | 0                | 419             | 0.00                  | 0                   | 56.9            | 56.9         | 56.9 | 34.5            | 34.5         |
| 4-5 PM      | 2811                         | 0.0       | 409         | 0.0       | OFF            | 2811            | 0                | 409             | 0.00                  | 0                   | 57.7            | 57.7         | 57.7 | 34.7            | 34.7         |
| 5-6 PM      | 2399                         | 0.0       | 348         | 0.0       | OFF            | 2399            | 0                | 348             | 0.00                  | 0                   | 61.9            | 61.9         | 61.9 | 35.4            | 35.4         |
| 6-7 PM      | 2121                         | 0.0       | 308         | 0.0       | OFF            | 2121            | 0                | 308             | 0.00                  | 0                   | 62.4            | 62.4         | 62.4 | 35.9            | 35.9         |
| 7-8 PM      | 1619                         | 0.0       | 236         | 0.0       | 1499           | 1619            | 0                | 236             | 4.20                  | 88                  | 63.3            | 43.9         | 30.8 | 36.8            | 36.8         |
| 8-9 PM      | 1198                         | 0.0       | 174         | 0.0       | 1499           | 1198            | 0                | 174             | 1.82                  | 35                  | 64.1            | 53.7         | 37.1 | 37.6            | 37.6         |
| 9-10 PM     | 806                          | 0.0       | 117         | 0.0       | 1500           | 806             | 0                | 117             | 0.50                  | 0                   | 64.9            | 61.5         | 42.4 | 38.3            | 38.3         |
| 10-11 PM    | 550                          | 0.0       | 80          | 0.0       | 1500           | 550             | 0                | 80              | 0.48                  | 0                   | 65.4            | 62.2         | 43.3 | 38.8            | 38.8         |
| 11PM-MID    | 396                          | 0.0       | 58          | 0.0       | 1500           | 396             | 0                | 58              | 0.46                  | 0                   | 65.6            | 62.5         | 43.9 | 39.0            | 39.0         |

"OFF" INDICATES NO ROAD WORK (ALL LANES OPEN TO TRAFFIC)

| *----- SITE BREAKDOWN DELAYS -----* |      |
|-------------------------------------|------|
| BREAKDOWN DURATION (MINS)           | 0    |
| RANGE OF QUEUE DELAY - MIN          | 0.0  |
| (VEH-H) MAX                         | 0.0  |
| RANGE OF DIVN DELAY - MIN           | 0.0  |
| (VEH-H) MAX                         | 0.0  |
| AV BREAKDOWNS PER DAY               | 0.00 |
| AV QUEUE DELAY/DAY (VEH-H)          | 0.0  |
| AV DIVN DELAY/DAY (VEH-H)           | 0.0  |
| AV TOTAL DELAY/DAY (VEH-H)          | 0.0  |

| *----- SITE ACCIDENT DELAYS -----* |      |
|------------------------------------|------|
| ACCIDENT DURATION (MINS)           | 0    |
| RANGE OF QUEUE DELAY - MIN         | 0.0  |
| (VEH-H) MAX                        | 0.0  |
| RANGE OF DIVN DELAY - MIN          | 0.0  |
| (VEH-H) MAX                        | 0.0  |
| AV ACCIDENTS PER DAY               | 0.00 |
| AV QUEUE DELAY/DAY (VEH-H)         | 0.0  |
| AV DIVN DELAY/DAY (VEH-H)          | 0.0  |
| AV TOTAL DELAY/DAY (VEH-H)         | 0.0  |

| AVERAGE ACCIDENT NUMBERS (PIA/DAY) |        |
|------------------------------------|--------|
| MAIN ROUTE WITHOUT WORKS           | 0.0505 |
| MAIN ROUTE WITH WORKS              | 0.0500 |
| DIVERSION                          | 0.1029 |

PIA: Personal Injury Accidents

| IMPACTS ON ROAD USERS              |         |
|------------------------------------|---------|
| ROAD USER COSTS PER DAY ( DOLLARS) | \$2,801 |
| CONGESTED HOURS PER DAY*           | 0       |

\*Delays Exceeding 15 Minutes

**IH 39/90: USH 14 TO STATE LINE (ROCK COUNTY)  
NIGHTTIME CLOSURE  
DIVERSION ROUTE: IH 43 - STH 140 - USH 14 - USH 11**

**OCTOBER**  
Analyzed for 2009  
Construction Season

**GRAPHICAL REPRESENTATION OF TRAFFIC MODEL INPUT AND OUTPUT**  
**SUNDAY EASTBOUND DIRECTION**

