

|                                                                                                                                                          |                                          |
|----------------------------------------------------------------------------------------------------------------------------------------------------------|------------------------------------------|
| <b>IH 94: STH 73 TO STH 26 (DANE AND JEFFERSON COUNTIES)</b><br><b>OFF-PEAK DAY CLOSURE</b><br><b>DIVERSION ROUTE: STH 73 - USH 12 - USH 18 - STH 89</b> | <b>OCTOBER</b>                           |
|                                                                                                                                                          | Analyzed for 2009<br>Construction Season |

**SUMMARY OF TRAFFIC MODEL OUTPUT**

**SUNDAY WESTBOUND DIRECTION**

| TIME OF DAY | FLOWS AND CAPACITY IN VEH/HR |           |                 |           |                |                 |                  | AVERAGE SPEEDS IN MPH |                       |                     |                 |              |                 |                 |              |
|-------------|------------------------------|-----------|-----------------|-----------|----------------|-----------------|------------------|-----------------------|-----------------------|---------------------|-----------------|--------------|-----------------|-----------------|--------------|
|             | MAIN ROUTE                   |           | ALTERNATE ROUTE |           | SITE CAPA CITY | FLOW MAIN ROUTE | FLOW DIVER -TING | TOTAL DIVN FLOW       | AV.DEL PER VEH (MINS) | AVERAGE QUEUE (VEH) | MAIN ROUTE      |              | ALTERNATE ROUTE |                 |              |
|             | DEMAND FLOW                  | PCT HEAVY | NORMAL FLOW     | PCT HEAVY |                |                 |                  |                       |                       |                     | WITHOUT WORK ZN | WITH WORK ZN | SITE            | WITHOUT WORK ZN | WITH WORK ZN |
| MID-1 AM    | 221                          | 0.0       | 29              | 0.0       | OFF            | 221             | 0                | 29                    | 0.00                  | 0                   | 66.0            | 66.0         | 66.0            | 34.5            | 34.5         |
| 1-2 AM      | 113                          | 0.0       | 15              | 0.0       | OFF            | 113             | 0                | 15                    | 0.00                  | 0                   | 66.2            | 66.2         | 66.2            | 34.6            | 34.6         |
| 2-3 AM      | 80                           | 0.0       | 10              | 0.0       | OFF            | 80              | 0                | 10                    | 0.00                  | 0                   | 66.3            | 66.3         | 66.3            | 34.7            | 34.7         |
| 3-4 AM      | 64                           | 0.0       | 8               | 0.0       | OFF            | 64              | 0                | 8                     | 0.00                  | 0                   | 66.3            | 66.3         | 66.3            | 34.7            | 34.7         |
| 4-5 AM      | 84                           | 0.0       | 12              | 0.0       | OFF            | 84              | 0                | 12                    | 0.00                  | 0                   | 66.2            | 66.2         | 66.2            | 34.7            | 34.7         |
| 5-6 AM      | 116                          | 0.0       | 16              | 0.0       | OFF            | 116             | 0                | 16                    | 0.00                  | 0                   | 66.2            | 66.2         | 66.2            | 34.6            | 34.6         |
| 6-7 AM      | 200                          | 0.0       | 26              | 0.0       | OFF            | 200             | 0                | 26                    | 0.00                  | 0                   | 66.0            | 66.0         | 66.0            | 34.5            | 34.5         |
| 7-8 AM      | 325                          | 0.0       | 43              | 0.0       | OFF            | 325             | 0                | 43                    | 0.00                  | 0                   | 65.8            | 65.8         | 65.8            | 34.3            | 34.3         |
| 8-9 AM      | 558                          | 0.0       | 74              | 0.0       | OFF            | 558             | 0                | 74                    | 0.00                  | 0                   | 65.3            | 65.3         | 65.3            | 34.0            | 34.0         |
| 9-10 AM     | 882                          | 0.0       | 117             | 0.0       | 1500           | 882             | 0                | 117                   | 0.51                  | 0                   | 64.8            | 61.0         | 42.1            | 33.5            | 33.5         |
| 10-11 AM    | 1205                         | 0.0       | 160             | 0.0       | 1500           | 1205            | 0                | 160                   | 0.64                  | 0                   | 64.1            | 59.6         | 38.3            | 33.0            | 33.0         |
| 11A-NOON    | 1372                         | 0.0       | 183             | 0.0       | 1500           | 1372            | 0                | 183                   | 0.86                  | 0                   | 63.8            | 58.0         | 33.7            | 32.8            | 32.8         |
| NOON-1PM    | 1390                         | 0.0       | 185             | 0.0       | 1500           | 1390            | 0                | 185                   | 0.88                  | 0                   | 63.8            | 57.8         | 33.2            | 32.7            | 32.7         |
| 1-2 PM      | 1401                         | 0.0       | 186             | 0.0       | 1500           | 1401            | 0                | 186                   | 0.90                  | 0                   | 63.8            | 57.8         | 33.0            | 32.7            | 32.7         |
| 2-3 PM      | 1359                         | 0.0       | 181             | 0.0       | 1500           | 1359            | 0                | 181                   | 0.84                  | 0                   | 63.8            | 58.1         | 34.0            | 32.8            | 32.8         |
| 3-4 PM      | 1330                         | 0.0       | 177             | 0.0       | 1500           | 1330            | 0                | 177                   | 0.80                  | 0                   | 63.9            | 58.4         | 34.7            | 32.9            | 32.9         |
| 4-5 PM      | 1402                         | 0.0       | 187             | 0.0       | 1500           | 1402            | 0                | 187                   | 0.90                  | 0                   | 63.8            | 57.7         | 32.9            | 32.7            | 32.7         |
| 5-6 PM      | 1286                         | 0.0       | 172             | 0.0       | 1500           | 1286            | 0                | 172                   | 0.75                  | 0                   | 64.0            | 58.8         | 35.9            | 32.9            | 32.9         |
| 6-7 PM      | 1059                         | 0.0       | 141             | 0.0       | 1500           | 1059            | 0                | 141                   | 0.52                  | 0                   | 64.4            | 60.7         | 41.5            | 33.2            | 33.2         |
| 7-8 PM      | 894                          | 0.0       | 119             | 0.0       | OFF            | 894             | 0                | 119                   | 0.00                  | 0                   | 64.7            | 64.7         | 64.7            | 33.5            | 33.5         |
| 8-9 PM      | 691                          | 0.0       | 92              | 0.0       | OFF            | 691             | 0                | 92                    | 0.00                  | 0                   | 65.1            | 65.1         | 65.1            | 33.8            | 33.8         |
| 9-10 PM     | 479                          | 0.0       | 64              | 0.0       | OFF            | 479             | 0                | 64                    | 0.00                  | 0                   | 65.5            | 65.5         | 65.5            | 34.1            | 34.1         |
| 10-11 PM    | 331                          | 0.0       | 44              | 0.0       | OFF            | 331             | 0                | 44                    | 0.00                  | 0                   | 65.8            | 65.8         | 65.8            | 34.3            | 34.3         |
| 11PM-MID    | 206                          | 0.0       | 27              | 0.0       | OFF            | 206             | 0                | 27                    | 0.00                  | 0                   | 66.0            | 66.0         | 66.0            | 34.5            | 34.5         |

**"OFF" INDICATES NO ROAD WORK (ALL LANES OPEN TO TRAFFIC)**

| *----- SITE BREAKDOWN DELAYS -----* |      |
|-------------------------------------|------|
| BREAKDOWN DURATION (MINS)           | 0    |
| RANGE OF QUEUE DELAY - MIN          | 0.0  |
| (VEH-H) MAX                         | 0.0  |
| RANGE OF DIVN DELAY - MIN           | 0.0  |
| (VEH-H) MAX                         | 0.0  |
| AV BREAKDOWNS PER DAY               | 0.00 |
| AV QUEUE DELAY/DAY (VEH-H)          | 0.0  |
| AV DIVN DELAY/DAY (VEH-H)           | 0.0  |
| AV TOTAL DELAY/DAY (VEH-H)          | 0.0  |

| *----- SITE ACCIDENT DELAYS -----* |      |
|------------------------------------|------|
| ACCIDENT DURATION (MINS)           | 0    |
| RANGE OF QUEUE DELAY - MIN         | 0.0  |
| (VEH-H) MAX                        | 0.0  |
| RANGE OF DIVN DELAY - MIN          | 0.0  |
| (VEH-H) MAX                        | 0.0  |
| AV ACCIDENTS PER DAY               | 0.00 |
| AV QUEUE DELAY/DAY (VEH-H)         | 0.0  |
| AV DIVN DELAY/DAY (VEH-H)          | 0.0  |
| AV TOTAL DELAY/DAY (VEH-H)         | 0.0  |

| AVERAGE ACCIDENT NUMBERS (PIA/DAY) |        |
|------------------------------------|--------|
| MAIN ROUTE WITHOUT WORKS           | 0.0247 |
| MAIN ROUTE WITH WORKS              | 0.0239 |
| DIVERSION                          | 0.0672 |

PIA: Personal Injury Accidents

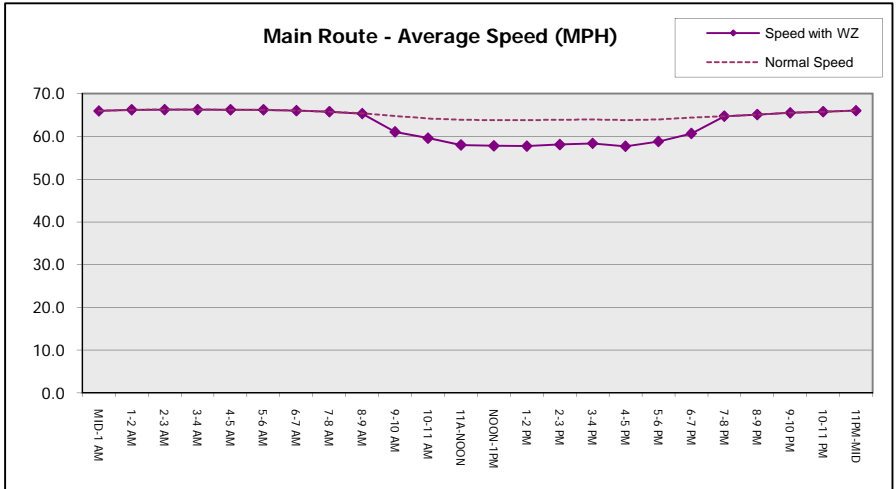
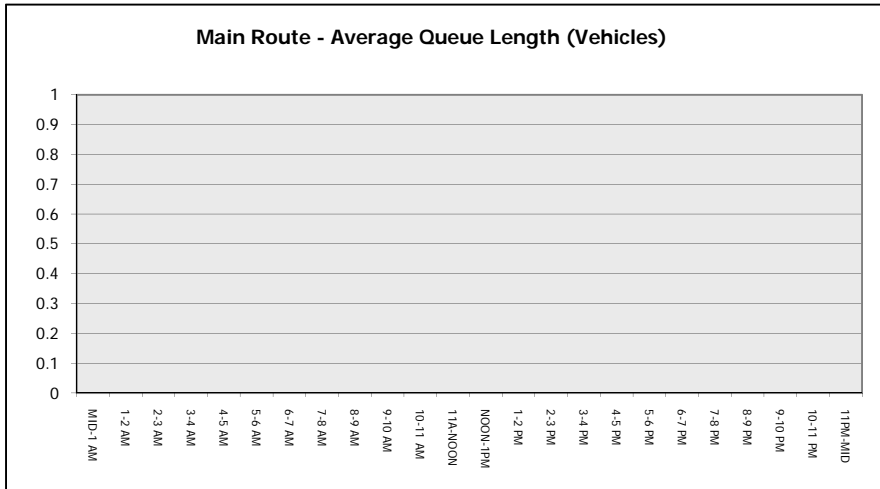
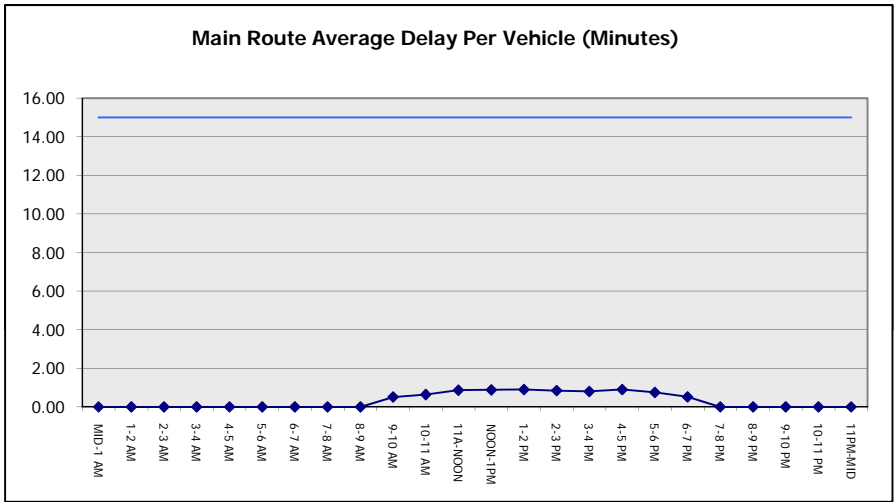
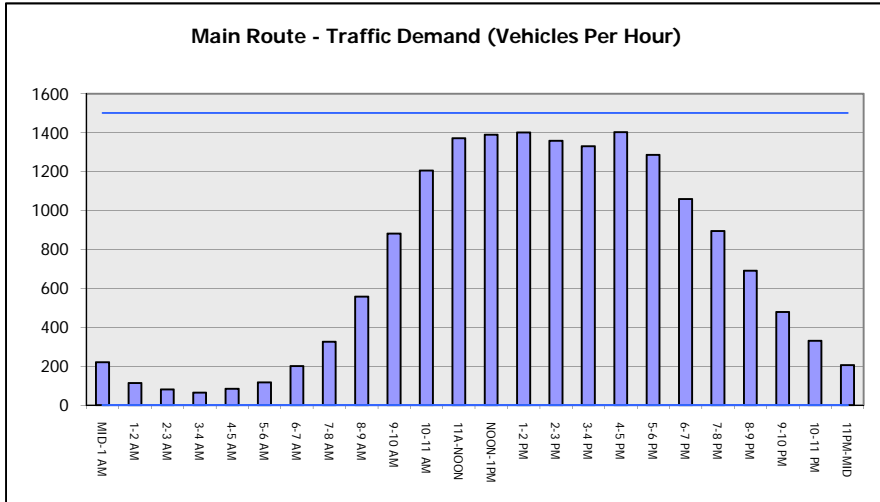
| IMPACTS ON ROAD USERS              |         |
|------------------------------------|---------|
| ROAD USER COSTS PER DAY ( DOLLARS) | \$2,814 |
| CONGESTED HOURS PER DAY*           | 0       |

\*Delays Exceeding 15 Minutes

**IH 94: STH 73 TO STH 26 (DANE AND JEFFERSON COUNTIES)**  
**OFF-PEAK DAY CLOSURE**  
**DIVERSION ROUTE: STH 73 - USH 12 - USH 18 - STH 89**

**OCTOBER**  
 Analyzed for 2009  
 Construction Season

**GRAPHICAL REPRESENTATION OF TRAFFIC MODEL INPUT AND OUTPUT**  
**SUNDAY WESTBOUND DIRECTION**



|                                                                                                                                              |                                          |
|----------------------------------------------------------------------------------------------------------------------------------------------|------------------------------------------|
| <b>IH 94: STH 73 TO STH 26 (DANE AND JEFFERSON COUNTIES)<br/>OFF-PEAK DAY CLOSURE<br/>DIVERSION ROUTE: STH 73 - USH 12 - USH 18 - STH 89</b> | <b>OCTOBER</b>                           |
|                                                                                                                                              | Analyzed for 2009<br>Construction Season |

|                                        |                     |
|----------------------------------------|---------------------|
| <b>SUMMARY OF TRAFFIC MODEL OUTPUT</b> |                     |
| SUNDAY                                 | EASTBOUND DIRECTION |

| TIME OF DAY | FLOWS AND CAPACITY IN VEH/HR |           |             |           |                |                 |                  | AVERAGE SPEEDS IN MPH |                       |                     |                 |              |                 |                 |              |
|-------------|------------------------------|-----------|-------------|-----------|----------------|-----------------|------------------|-----------------------|-----------------------|---------------------|-----------------|--------------|-----------------|-----------------|--------------|
|             | MAIN                         |           | DIVERSION   |           | SITE CAPA CITY | FLOW MAIN ROUTE | FLOW DIVER -TING | TOTAL DIVN FLOW       | AV.DEL PER VEH (MINS) | AVERAGE QUEUE (VEH) | MAIN ROUTE      |              | ALTERNATE ROUTE |                 |              |
|             | DEMAND FLOW                  | PCT HEAVY | NORMAL FLOW | PCT HEAVY |                |                 |                  |                       |                       |                     | WITHOUT WORK ZN | WITH WORK ZN | SITE            | WITHOUT WORK ZN | WITH WORK ZN |
| MID-1 AM    | 195                          | 0.0       | 26          | 0.0       | OFF            | 195             | 0                | 26                    | 0.00                  | 0                   | 66.0            | 66.0         | 66.0            | 34.5            | 34.5         |
| 1-2 AM      | 137                          | 0.0       | 18          | 0.0       | OFF            | 137             | 0                | 18                    | 0.00                  | 0                   | 66.1            | 66.1         | 66.1            | 34.6            | 34.6         |
| 2-3 AM      | 111                          | 0.0       | 15          | 0.0       | OFF            | 111             | 0                | 15                    | 0.00                  | 0                   | 66.2            | 66.2         | 66.2            | 34.6            | 34.6         |
| 3-4 AM      | 90                           | 0.0       | 13          | 0.0       | OFF            | 90              | 0                | 13                    | 0.00                  | 0                   | 66.2            | 66.2         | 66.2            | 34.7            | 34.7         |
| 4-5 AM      | 81                           | 0.0       | 10          | 0.0       | OFF            | 81              | 0                | 10                    | 0.00                  | 0                   | 66.3            | 66.3         | 66.3            | 34.7            | 34.7         |
| 5-6 AM      | 109                          | 0.0       | 15          | 0.0       | OFF            | 109             | 0                | 15                    | 0.00                  | 0                   | 66.2            | 66.2         | 66.2            | 34.6            | 34.6         |
| 6-7 AM      | 152                          | 0.0       | 20          | 0.0       | OFF            | 152             | 0                | 20                    | 0.00                  | 0                   | 66.1            | 66.1         | 66.1            | 34.5            | 34.5         |
| 7-8 AM      | 236                          | 0.0       | 31          | 0.0       | OFF            | 236             | 0                | 31                    | 0.00                  | 0                   | 66.0            | 66.0         | 66.0            | 34.4            | 34.4         |
| 8-9 AM      | 479                          | 0.0       | 64          | 0.0       | OFF            | 479             | 0                | 64                    | 0.00                  | 0                   | 65.5            | 65.5         | 65.5            | 34.1            | 34.1         |
| 9-10 AM     | 793                          | 0.0       | 106         | 0.0       | 1500           | 793             | 0                | 106                   | 0.50                  | 0                   | 64.9            | 61.3         | 42.4            | 33.6            | 33.6         |
| 10-11 AM    | 1255                         | 0.0       | 168         | 0.0       | 1499           | 1255            | 0                | 168                   | 0.70                  | 0                   | 64.0            | 59.2         | 37.1            | 32.9            | 32.9         |
| 11A-NOON    | 1688                         | 0.0       | 225         | 0.0       | 1499           | 1688            | 0                | 225                   | 3.51                  | 74                  | 63.2            | 45.0         | 30.8            | 32.3            | 32.3         |
| NOON-1PM    | 1871                         | 0.0       | 249         | 0.0       | 1500           | 1871            | 0                | 249                   | 13.92                 | 366                 | 62.9            | 24.2         | 30.8            | 32.0            | 32.0         |
| 1-2 PM      | 1913                         | 0.0       | 254         | 0.0       | 1500           | 1913            | 0                | 254                   | 28.78                 | 762                 | 62.8            | 14.6         | 30.8            | 32.0            | 32.0         |
| 2-3 PM      | 1959                         | 0.0       | 261         | 0.0       | 1499           | 1750            | 209              | 470                   | 42.31                 | 1119                | 62.7            | 10.7         | 30.8            | 31.9            | 29.6         |
| 3-4 PM      | 2139                         | 0.0       | 285         | 0.0       | 1499           | 1645            | 494              | 779                   | 48.87                 | 1295                | 62.4            | 9.5          | 30.8            | 31.7            | 26.3         |
| 4-5 PM      | 2302                         | 0.0       | 307         | 0.0       | 1499           | 1638            | 664              | 970                   | 54.01                 | 1435                | 62.1            | 9.0          | 30.8            | 31.4            | 24.3         |
| 5-6 PM      | 2460                         | 0.0       | 328         | 0.0       | 1499           | 1635            | 825              | 1152                  | 59.75                 | 1594                | 61.3            | 8.6          | 30.8            | 31.2            | 22.5         |
| 6-7 PM      | 1958                         | 0.0       | 261         | 0.0       | 1499           | 1183            | 774              | 1035                  | 56.12                 | 1491                | 62.7            | 8.9          | 30.8            | 31.9            | 23.7         |
| 7-8 PM      | 1549                         | 0.0       | 206         | 0.0       | OFF            | 1549            | 0                | 206                   | 6.33                  | 357                 | 63.5            | 36.6         | 36.6            | 32.5            | 32.5         |
| 8-9 PM      | 1221                         | 0.0       | 162         | 0.0       | OFF            | 1221            | 0                | 162                   | 0.00                  | 0                   | 64.1            | 64.1         | 64.1            | 33.0            | 33.0         |
| 9-10 PM     | 830                          | 0.0       | 111         | 0.0       | OFF            | 830             | 0                | 111                   | 0.00                  | 0                   | 64.8            | 64.8         | 64.8            | 33.5            | 33.5         |
| 10-11 PM    | 484                          | 0.0       | 65          | 0.0       | OFF            | 484             | 0                | 65                    | 0.00                  | 0                   | 65.5            | 65.5         | 65.5            | 34.1            | 34.1         |
| 11PM-MID    | 252                          | 0.0       | 34          | 0.0       | OFF            | 252             | 0                | 34                    | 0.00                  | 0                   | 65.9            | 65.9         | 65.9            | 34.4            | 34.4         |

"OFF" INDICATES NO ROAD WORK (ALL LANES OPEN TO TRAFFIC)

| *----- SITE BREAKDOWN DELAYS -----* |      |
|-------------------------------------|------|
| BREAKDOWN DURATION (MINS)           | 0    |
| RANGE OF QUEUE DELAY - MIN          | 0.0  |
| (VEH-H) MAX                         | 0.0  |
| RANGE OF DIVN DELAY - MIN           | 0.0  |
| (VEH-H) MAX                         | 0.0  |
| AV BREAKDOWNS PER DAY               | 0.00 |
| AV QUEUE DELAY/DAY (VEH-H)          | 0.0  |
| AV DIVN DELAY/DAY (VEH-H)           | 0.0  |
| AV TOTAL DELAY/DAY (VEH-H)          | 0.0  |

| *----- SITE ACCIDENT DELAYS -----* |      |
|------------------------------------|------|
| ACCIDENT DURATION (MINS)           | 0    |
| RANGE OF QUEUE DELAY - MIN         | 0.0  |
| (VEH-H) MAX                        | 0.0  |
| RANGE OF DIVN DELAY - MIN          | 0.0  |
| (VEH-H) MAX                        | 0.0  |
| AV ACCIDENTS PER DAY               | 0.00 |
| AV QUEUE DELAY/DAY (VEH-H)         | 0.0  |
| AV DIVN DELAY/DAY (VEH-H)          | 0.0  |
| AV TOTAL DELAY/DAY (VEH-H)         | 0.0  |

| AVERAGE ACCIDENT NUMBERS (PIA/DAY) |        |
|------------------------------------|--------|
| MAIN ROUTE WITHOUT WORKS           | 0.0351 |
| MAIN ROUTE WITH WORKS              | 0.0298 |
| DIVERSION                          | 0.1835 |

PIA: Personal Injury Accidents

| IMPACTS ON ROAD USERS              |           |
|------------------------------------|-----------|
| ROAD USER COSTS PER DAY ( DOLLARS) | \$190,129 |
| CONGESTED HOURS PER DAY*           | 6         |

\*Delays Exceeding 15 Minutes

**IH 94: STH 73 TO STH 26 (DANE AND JEFFERSON COUNTIES)**  
**OFF-PEAK DAY CLOSURE**  
**DIVERSION ROUTE: STH 73 - USH 12 - USH 18 - STH 89**

**OCTOBER**  
 Analyzed for 2009  
 Construction Season

**GRAPHICAL REPRESENTATION OF TRAFFIC MODEL INPUT AND OUTPUT**  
**SUNDAY EASTBOUND DIRECTION**

