

|   |  |
|---|--|
| <b>IH 39/90: BELTLINE TO STH 73 (DANE COUNTY)</b><br><b>OFF-PEAK DAY CLOSURE</b><br><b>DIVERSION ROUTE: STH 73 - USH 12</b> | <b>OCTOBER</b>                           |
|   | Analyzed for 2009<br>Construction Season |

**SUMMARY OF TRAFFIC MODEL OUTPUT**

**SATURDAY WESTBOUND DIRECTION**

| TIME OF DAY | FLOWS AND CAPACITY IN VEH/HR |           |                 |           |                |                 |                  |                 |                       |                     | AVERAGE SPEEDS IN MPH |              |                 |                 |              |
|-------------|------------------------------|-----------|-----------------|-----------|----------------|-----------------|------------------|-----------------|-----------------------|---------------------|-----------------------|--------------|-----------------|-----------------|--------------|
|             | MAIN ROUTE                   |           | ALTERNATE ROUTE |           | SITE CAPA CITY | FLOW MAIN ROUTE | FLOW DIVER -TING | TOTAL DIVN FLOW | AV.DEL PER VEH (MINS) | AVERAGE QUEUE (VEH) | MAIN ROUTE            |              | ALTERNATE ROUTE |                 |              |
|             | DEMAND FLOW                  | PCT HEAVY | NORMAL FLOW     | PCT HEAVY |                |                 |                  |                 |                       |                     | WITHOUT WORK ZN       | WITH WORK ZN | SITE            | WITHOUT WORK ZN | WITH WORK ZN |
| MID-1 AM    | 466                          | 0.0       | 84              | 0.0       | OFF            | 466             | 0                | 84              | 0.00                  | 0                   | 65.5                  | 65.5         | 65.5            | 38.7            | 38.7         |
| 1-2 AM      | 351                          | 0.0       | 63              | 0.0       | OFF            | 351             | 0                | 63              | 0.00                  | 0                   | 65.7                  | 65.7         | 65.7            | 38.9            | 38.9         |
| 2-3 AM      | 316                          | 0.0       | 57              | 0.0       | OFF            | 316             | 0                | 57              | 0.00                  | 0                   | 65.8                  | 65.8         | 65.8            | 39.1            | 39.1         |
| 3-4 AM      | 262                          | 0.0       | 47              | 0.0       | OFF            | 262             | 0                | 47              | 0.00                  | 0                   | 65.9                  | 65.9         | 65.9            | 39.2            | 39.2         |
| 4-5 AM      | 365                          | 0.0       | 66              | 0.0       | OFF            | 365             | 0                | 66              | 0.00                  | 0                   | 65.7                  | 65.7         | 65.7            | 38.9            | 38.9         |
| 5-6 AM      | 545                          | 0.0       | 97              | 0.0       | OFF            | 545             | 0                | 97              | 0.00                  | 0                   | 65.4                  | 65.4         | 65.4            | 38.6            | 38.6         |
| 6-7 AM      | 852                          | 0.0       | 153             | 0.0       | OFF            | 852             | 0                | 153             | 0.00                  | 0                   | 64.8                  | 64.8         | 64.8            | 37.8            | 37.8         |
| 7-8 AM      | 1378                         | 0.0       | 247             | 0.0       | OFF            | 1378            | 0                | 247             | 0.00                  | 0                   | 63.8                  | 63.8         | 63.8            | 36.7            | 36.7         |
| 8-9 AM      | 2075                         | 0.0       | 371             | 0.0       | 1499           | 2075            | 0                | 371             | 9.34                  | 259                 | 62.5                  | 40.5         | 30.8            | 35.1            | 35.1         |
| 9-10 AM     | 2284                         | 0.0       | 409             | 0.0       | 1499           | 1815            | 469              | 878             | 28.89                 | 766                 | 62.1                  | 23.2         | 30.8            | 34.7            | 28.8         |
| 10-11 AM    | 2228                         | 0.0       | 399             | 0.0       | 1499           | 1512            | 716              | 1114            | 34.14                 | 903                 | 62.2                  | 20.9         | 30.8            | 34.8            | 25.9         |
| 11A-NOON    | 2129                         | 0.0       | 381             | 0.0       | 1499           | 1441            | 689              | 1070            | 33.12                 | 874                 | 62.4                  | 21.4         | 30.8            | 35.0            | 26.5         |
| NOON-1PM    | 2025                         | 0.0       | 362             | 0.0       | 1499           | 1425            | 600              | 962             | 30.75                 | 809                 | 62.6                  | 22.4         | 30.8            | 35.3            | 27.8         |
| 1-2 PM      | 1810                         | 0.0       | 324             | 0.0       | 1499           | 1381            | 429              | 754             | 26.78                 | 700                 | 63.0                  | 24.5         | 30.8            | 35.7            | 30.4         |
| 2-3 PM      | 1827                         | 0.0       | 327             | 0.0       | 1500           | 1491            | 336              | 664             | 25.22                 | 657                 | 63.0                  | 25.4         | 30.8            | 35.7            | 31.5         |
| 3-4 PM      | 1427                         | 0.0       | 255             | 0.0       | 1499           | 1321            | 106              | 361             | 20.75                 | 534                 | 63.7                  | 28.6         | 30.8            | 36.6            | 35.3         |
| 4-5 PM      | 1494                         | 0.0       | 268             | 0.0       | 1500           | 1494            | 0                | 268             | 17.59                 | 446                 | 63.6                  | 31.1         | 30.8            | 36.4            | 36.4         |
| 5-6 PM      | 1804                         | 0.0       | 323             | 0.0       | 1500           | 1664            | 140              | 463             | 21.92                 | 568                 | 63.0                  | 27.6         | 30.8            | 35.7            | 34.0         |
| 6-7 PM      | 1351                         | 0.0       | 242             | 0.0       | OFF            | 1351            | 0                | 242             | 1.40                  | 72                  | 63.8                  | 59.0         | 59.0            | 36.8            | 36.8         |
| 7-8 PM      | 1114                         | 0.0       | 200             | 0.0       | OFF            | 1114            | 0                | 200             | 0.00                  | 0                   | 64.3                  | 64.3         | 64.3            | 37.3            | 37.3         |
| 8-9 PM      | 944                          | 0.0       | 169             | 0.0       | OFF            | 944             | 0                | 169             | 0.00                  | 0                   | 64.6                  | 64.6         | 64.6            | 37.6            | 37.6         |
| 9-10 PM     | 806                          | 0.0       | 144             | 0.0       | OFF            | 806             | 0                | 144             | 0.00                  | 0                   | 64.9                  | 64.9         | 64.9            | 37.9            | 37.9         |
| 10-11 PM    | 579                          | 0.0       | 104             | 0.0       | OFF            | 579             | 0                | 104             | 0.00                  | 0                   | 65.3                  | 65.3         | 65.3            | 38.4            | 38.4         |
| 11PM-MID    | 419                          | 0.0       | 75              | 0.0       | OFF            | 419             | 0                | 75              | 0.00                  | 0                   | 65.6                  | 65.6         | 65.6            | 38.8            | 38.8         |

"OFF" INDICATES NO ROAD WORK (ALL LANES OPEN TO TRAFFIC)

| *----- SITE BREAKDOWN DELAYS -----* |      |
|-------------------------------------|------|
| BREAKDOWN DURATION (MINS)           | 0    |
| RANGE OF QUEUE DELAY - MIN          | 0.0  |
| (VEH-H) MAX                         | 0.0  |
| RANGE OF DIVN DELAY - MIN           | 0.0  |
| (VEH-H) MAX                         | 0.0  |
| AV BREAKDOWNS PER DAY               | 0.00 |
| AV QUEUE DELAY/DAY (VEH-H)          | 0.0  |
| AV DIVN DELAY/DAY (VEH-H)           | 0.0  |
| AV TOTAL DELAY/DAY (VEH-H)          | 0.0  |

| *----- SITE ACCIDENT DELAYS -----* |      |
|------------------------------------|------|
| ACCIDENT DURATION (MINS)           | 0    |
| RANGE OF QUEUE DELAY - MIN         | 0.0  |
| (VEH-H) MAX                        | 0.0  |
| RANGE OF DIVN DELAY - MIN          | 0.0  |
| (VEH-H) MAX                        | 0.0  |
| AV ACCIDENTS PER DAY               | 0.00 |
| AV QUEUE DELAY/DAY (VEH-H)         | 0.0  |
| AV DIVN DELAY/DAY (VEH-H)          | 0.0  |
| AV TOTAL DELAY/DAY (VEH-H)         | 0.0  |

| AVERAGE ACCIDENT NUMBERS (PIA/DAY) |        |
|------------------------------------|--------|
| MAIN ROUTE WITHOUT WORKS           | 0.0822 |
| MAIN ROUTE WITH WORKS              | 0.0712 |
| DIVERSION                          | 0.2257 |

PIA: Personal Injury Accidents

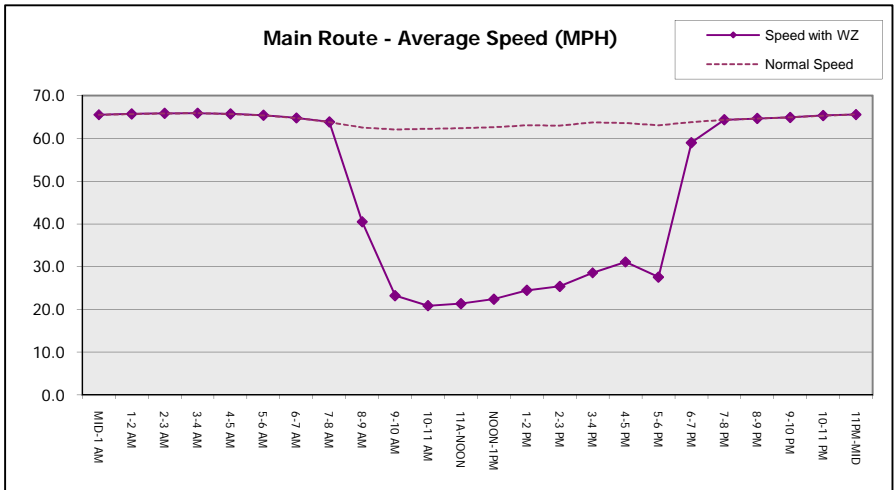
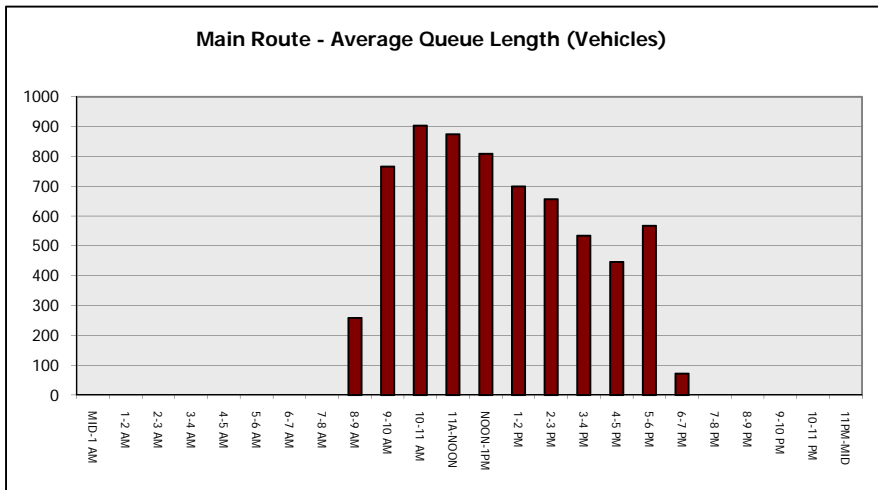
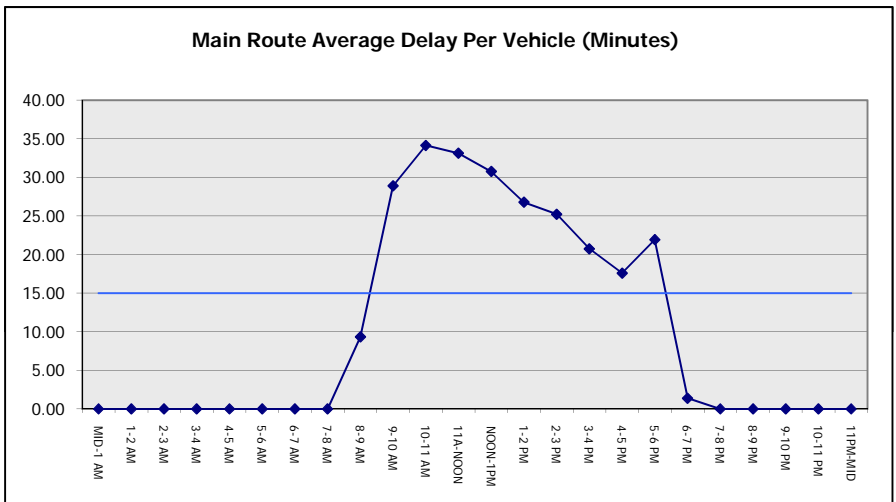
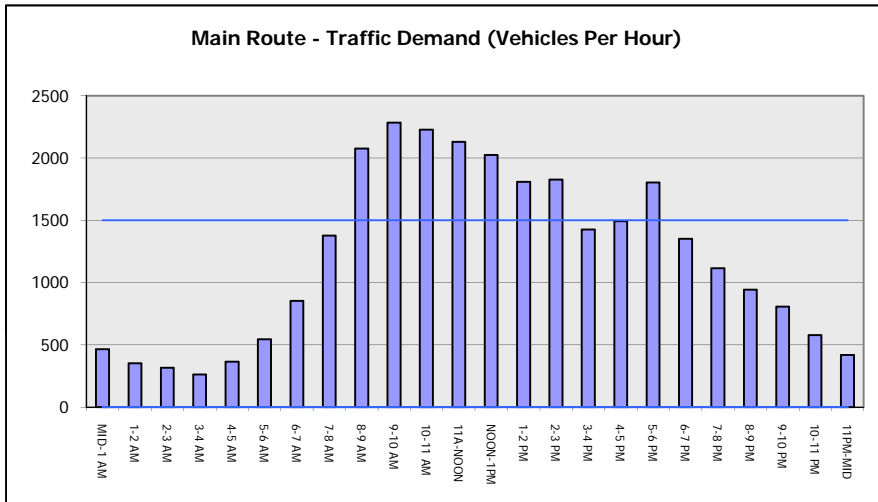
| IMPACTS ON ROAD USERS              |           |
|------------------------------------|-----------|
| ROAD USER COSTS PER DAY ( DOLLARS) | \$138,414 |
| CONGESTED HOURS PER DAY*           | 9         |

\*Delays Exceeding 15 Minutes

**IH 39/90: BELTLINE TO STH 73 (DANE COUNTY)**  
**OFF-PEAK DAY CLOSURE**  
**DIVERSION ROUTE: STH 73 - USH 12**

**OCTOBER**  
 Analyzed for 2009  
 Construction Season

**GRAPHICAL REPRESENTATION OF TRAFFIC MODEL INPUT AND OUTPUT**  
**SATURDAY WESTBOUND DIRECTION**



|   |  |
|---|--|
| <b>IH 39/90: BELTLINE TO STH 73 (DANE COUNTY)</b><br><b>OFF-PEAK DAY CLOSURE</b><br><b>DIVERSION ROUTE: STH 73 - USH 12</b> | <b>OCTOBER</b>                           |
|   | Analyzed for 2009<br>Construction Season |

|  |                     |
|--|---------------------|
| <b>SUMMARY OF TRAFFIC MODEL OUTPUT</b> |                     |
| SATURDAY                               | EASTBOUND DIRECTION |

| TIME OF DAY | FLOWS AND CAPACITY IN VEH/HR |           |             |           |                |                 |                  |                 | AVERAGE SPEEDS IN MPH |                     |                 |              |                 |                 |              |
|-------------|------------------------------|-----------|-------------|-----------|----------------|-----------------|------------------|-----------------|-----------------------|---------------------|-----------------|--------------|-----------------|-----------------|--------------|
|             | MAIN                         |           | DIVERSION   |           | SITE CAPA CITY | FLOW MAIN ROUTE | FLOW DIVER -TING | TOTAL DIVN FLOW | AV.DEL PER VEH (MINS) | AVERAGE QUEUE (VEH) | MAIN ROUTE      |              | ALTERNATE ROUTE |                 |              |
|             | DEMAND FLOW                  | PCT HEAVY | NORMAL FLOW | PCT HEAVY |                |                 |                  |                 |                       |                     | WITHOUT WORK ZN | WITH WORK ZN | SITE            | WITHOUT WORK ZN | WITH WORK ZN |
| MID-1 AM    | 430                          | 0.0       | 77          | 0.0       | OFF            | 430             | 0                | 77              | 0.00                  | 0                   | 65.6            | 65.6         | 65.6            | 38.8            | 38.8         |
| 1-2 AM      | 334                          | 0.0       | 60          | 0.0       | OFF            | 334             | 0                | 60              | 0.00                  | 0                   | 65.8            | 65.8         | 65.8            | 39.0            | 39.0         |
| 2-3 AM      | 289                          | 0.0       | 52          | 0.0       | OFF            | 289             | 0                | 52              | 0.00                  | 0                   | 65.8            | 65.8         | 65.8            | 39.1            | 39.1         |
| 3-4 AM      | 298                          | 0.0       | 53          | 0.0       | OFF            | 298             | 0                | 53              | 0.00                  | 0                   | 65.8            | 65.8         | 65.8            | 39.1            | 39.1         |
| 4-5 AM      | 347                          | 0.0       | 62          | 0.0       | OFF            | 347             | 0                | 62              | 0.00                  | 0                   | 65.8            | 65.8         | 65.8            | 39.0            | 39.0         |
| 5-6 AM      | 380                          | 0.0       | 68          | 0.0       | OFF            | 380             | 0                | 68              | 0.00                  | 0                   | 65.7            | 65.7         | 65.7            | 38.9            | 38.9         |
| 6-7 AM      | 540                          | 0.0       | 96          | 0.0       | OFF            | 540             | 0                | 96              | 0.00                  | 0                   | 65.4            | 65.4         | 65.4            | 38.6            | 38.6         |
| 7-8 AM      | 819                          | 0.0       | 146         | 0.0       | OFF            | 819             | 0                | 146             | 0.00                  | 0                   | 64.8            | 64.8         | 64.8            | 37.9            | 37.9         |
| 8-9 AM      | 1236                         | 0.0       | 222         | 0.0       | 1499           | 1236            | 0                | 222             | 0.68                  | 0                   | 64.1            | 61.6         | 37.6            | 37.0            | 37.0         |
| 9-10 AM     | 1568                         | 0.0       | 280         | 0.0       | 1499           | 1568            | 0                | 280             | 1.67                  | 18                  | 63.5            | 57.8         | 30.8            | 36.3            | 36.3         |
| 10-11 AM    | 1722                         | 0.0       | 309         | 0.0       | 1500           | 1722            | 0                | 309             | 7.13                  | 171                 | 63.2            | 44.5         | 30.8            | 35.9            | 35.9         |
| 11A-NOON    | 1791                         | 0.0       | 321         | 0.0       | 1500           | 1779            | 13               | 334             | 16.62                 | 430                 | 63.0            | 31.9         | 30.8            | 35.8            | 35.6         |
| NOON-1PM    | 1861                         | 0.0       | 333         | 0.0       | 1499           | 1594            | 267              | 600             | 24.16                 | 629                 | 62.9            | 26.0         | 30.8            | 35.6            | 32.3         |
| 1-2 PM      | 1840                         | 0.0       | 330         | 0.0       | 1499           | 1499            | 341              | 670             | 25.32                 | 660                 | 63.0            | 25.3         | 30.8            | 35.6            | 31.4         |
| 2-3 PM      | 1908                         | 0.0       | 342         | 0.0       | 1500           | 1541            | 366              | 709             | 25.94                 | 677                 | 62.8            | 25.0         | 30.8            | 35.5            | 30.9         |
| 3-4 PM      | 2127                         | 0.0       | 381         | 0.0       | 1500           | 1618            | 509              | 890             | 29.21                 | 769                 | 62.4            | 23.1         | 30.8            | 35.0            | 28.7         |
| 4-5 PM      | 2076                         | 0.0       | 371         | 0.0       | 1499           | 1476            | 600              | 971             | 30.93                 | 814                 | 62.5            | 22.3         | 30.8            | 35.1            | 27.7         |
| 5-6 PM      | 1891                         | 0.0       | 339         | 0.0       | 1499           | 1392            | 499              | 838             | 28.30                 | 742                 | 62.8            | 23.7         | 30.8            | 35.5            | 29.3         |
| 6-7 PM      | 1743                         | 0.0       | 312         | 0.0       | OFF            | 1743            | 0                | 312             | 2.01                  | 105                 | 63.2            | 56.4         | 56.4            | 35.9            | 35.9         |
| 7-8 PM      | 1386                         | 0.0       | 248         | 0.0       | OFF            | 1386            | 0                | 248             | 0.00                  | 0                   | 63.8            | 63.8         | 63.8            | 36.6            | 36.6         |
| 8-9 PM      | 1107                         | 0.0       | 198         | 0.0       | OFF            | 1107            | 0                | 198             | 0.00                  | 0                   | 64.3            | 64.3         | 64.3            | 37.3            | 37.3         |
| 9-10 PM     | 898                          | 0.0       | 161         | 0.0       | OFF            | 898             | 0                | 161             | 0.00                  | 0                   | 64.7            | 64.7         | 64.7            | 37.8            | 37.8         |
| 10-11 PM    | 708                          | 0.0       | 127         | 0.0       | OFF            | 708             | 0                | 127             | 0.00                  | 0                   | 65.1            | 65.1         | 65.1            | 38.2            | 38.2         |
| 11PM-MID    | 526                          | 0.0       | 94          | 0.0       | OFF            | 526             | 0                | 94              | 0.00                  | 0                   | 65.4            | 65.4         | 65.4            | 38.6            | 38.6         |

"OFF" INDICATES NO ROAD WORK (ALL LANES OPEN TO TRAFFIC)

| *----- SITE BREAKDOWN DELAYS -----* |      |
|-------------------------------------|------|
| BREAKDOWN DURATION (MINS)           | 0    |
| RANGE OF QUEUE DELAY - MIN          | 0.0  |
| (VEH-H) MAX                         | 0.0  |
| RANGE OF DIVN DELAY - MIN           | 0.0  |
| (VEH-H) MAX                         | 0.0  |
| AV BREAKDOWNS PER DAY               | 0.00 |
| AV QUEUE DELAY/DAY (VEH-H)          | 0.0  |
| AV DIVN DELAY/DAY (VEH-H)           | 0.0  |
| AV TOTAL DELAY/DAY (VEH-H)          | 0.0  |

| *----- SITE ACCIDENT DELAYS -----* |      |
|------------------------------------|------|
| ACCIDENT DURATION (MINS)           | 0    |
| RANGE OF QUEUE DELAY - MIN         | 0.0  |
| (VEH-H) MAX                        | 0.0  |
| RANGE OF DIVN DELAY - MIN          | 0.0  |
| (VEH-H) MAX                        | 0.0  |
| AV ACCIDENTS PER DAY               | 0.00 |
| AV QUEUE DELAY/DAY (VEH-H)         | 0.0  |
| AV DIVN DELAY/DAY (VEH-H)          | 0.0  |
| AV TOTAL DELAY/DAY (VEH-H)         | 0.0  |

| AVERAGE ACCIDENT NUMBERS (PIA/DAY) |        |
|------------------------------------|--------|
| MAIN ROUTE WITHOUT WORKS           | 0.0793 |
| MAIN ROUTE WITH WORKS              | 0.0709 |
| DIVERSION                          | 0.1976 |

PIA: Personal Injury Accidents

| IMPACTS ON ROAD USERS              |           |
|------------------------------------|-----------|
| ROAD USER COSTS PER DAY ( DOLLARS) | \$105,332 |
| CONGESTED HOURS PER DAY*           | 7         |

\*Delays Exceeding 15 Minutes

**IH 39/90: BELTLINE TO STH 73 (DANE COUNTY)**  
**OFF-PEAK DAY CLOSURE**  
**DIVERSION ROUTE: STH 73 - USH 12**

**OCTOBER**  
 Analyzed for 2009  
 Construction Season

**GRAPHICAL REPRESENTATION OF TRAFFIC MODEL INPUT AND OUTPUT**  
**SATURDAY EASTBOUND DIRECTION**

