

|  |  |
|--|--|
| <b>IH 39/90: STH 73 TO USH 14 (ROCK AND DANE COUNTIES)</b><br><b>CONTINUOUS (24 HOUR) CLOSURE</b><br><b>DIVERSION ROUTE: USH 14 - USH 51</b> | <b>OCTOBER</b>                           |
|  | Analyzed for 2009<br>Construction Season |

**SUMMARY OF TRAFFIC MODEL OUTPUT**

**SATURDAY WESTBOUND DIRECTION**

| TIME OF DAY | FLOWS AND CAPACITY IN VEH/HR |           |                 |           |                |                 |                  |                 | AVERAGE SPEEDS IN MPH |                     |                 |              |                 |                 |              |
|-------------|------------------------------|-----------|-----------------|-----------|----------------|-----------------|------------------|-----------------|-----------------------|---------------------|-----------------|--------------|-----------------|-----------------|--------------|
|             | MAIN ROUTE                   |           | ALTERNATE ROUTE |           | SITE CAPA CITY | FLOW MAIN ROUTE | FLOW DIVER -TING | TOTAL DIVN FLOW | AV.DEL PER VEH (MINS) | AVERAGE QUEUE (VEH) | MAIN ROUTE      |              | ALTERNATE ROUTE |                 |              |
|             | DEMAND FLOW                  | PCT HEAVY | NORMAL FLOW     | PCT HEAVY |                |                 |                  |                 |                       |                     | WITHOUT WORK ZN | WITH WORK ZN | SITE            | WITHOUT WORK ZN | WITH WORK ZN |
| MID-1 AM    | 391                          | 0.0       | 47              | 0.0       | 1500           | 391             | 0                | 47              | 0.46                  | 0                   | 65.6            | 63.0         | 43.9            | 39.2            | 39.2         |
| 1-2 AM      | 294                          | 0.0       | 36              | 0.0       | 1500           | 294             | 0                | 36              | 0.45                  | 0                   | 65.8            | 63.2         | 44.3            | 39.3            | 39.3         |
| 2-3 AM      | 266                          | 0.0       | 32              | 0.0       | 1500           | 266             | 0                | 32              | 0.45                  | 0                   | 65.9            | 63.3         | 44.4            | 39.4            | 39.4         |
| 3-4 AM      | 220                          | 0.0       | 27              | 0.0       | 1500           | 220             | 0                | 27              | 0.44                  | 0                   | 66.0            | 63.4         | 44.6            | 39.4            | 39.4         |
| 4-5 AM      | 307                          | 0.0       | 37              | 0.0       | 1500           | 307             | 0                | 37              | 0.45                  | 0                   | 65.8            | 63.2         | 44.3            | 39.3            | 39.3         |
| 5-6 AM      | 457                          | 0.0       | 56              | 0.0       | 1500           | 457             | 0                | 56              | 0.47                  | 0                   | 65.5            | 62.8         | 43.7            | 39.1            | 39.1         |
| 6-7 AM      | 714                          | 0.0       | 86              | 0.0       | 1500           | 714             | 0                | 86              | 0.49                  | 0                   | 65.1            | 62.3         | 42.7            | 38.7            | 38.7         |
| 7-8 AM      | 1156                         | 0.0       | 140             | 0.0       | 1499           | 1156            | 0                | 140             | 0.63                  | 0                   | 64.2            | 60.8         | 38.8            | 38.0            | 38.0         |
| 8-9 AM      | 1741                         | 0.0       | 211             | 0.0       | 1499           | 1741            | 0                | 211             | 4.22                  | 96                  | 63.2            | 46.1         | 30.8            | 37.1            | 37.1         |
| 9-10 AM     | 1916                         | 0.0       | 232             | 0.0       | 1499           | 1647            | 269              | 500             | <b>13.68</b>          | 346                 | 62.8            | 28.6         | 30.8            | 36.9            | 33.5         |
| 10-11 AM    | 1868                         | 0.0       | 226             | 0.0       | 1499           | 1481            | 387              | 614             | <b>14.88</b>          | 377                 | 62.9            | 27.3         | 30.8            | 36.9            | 32.1         |
| 11A-NOON    | 1786                         | 0.0       | 216             | 0.0       | 1499           | 1475            | 311              | 527             | <b>14.06</b>          | 354                 | 63.0            | 28.3         | 30.8            | 37.1            | 33.2         |
| NOON-1PM    | 1698                         | 0.0       | 206             | 0.0       | 1500           | 1474            | 225              | 431             | <b>13.20</b>          | 330                 | 63.2            | 29.2         | 30.8            | 37.2            | 34.4         |
| 1-2 PM      | 1518                         | 0.0       | 183             | 0.0       | 1499           | 1458            | 60               | 243             | <b>11.70</b>          | 288                 | 63.5            | 31.2         | 30.8            | 37.4            | 36.7         |
| 2-3 PM      | 1533                         | 0.0       | 185             | 0.0       | 1500           | 1499            | 33               | 219             | <b>11.51</b>          | 283                 | 63.5            | 31.5         | 30.8            | 37.4            | 37.0         |
| 3-4 PM      | 1197                         | 0.0       | 145             | 0.0       | 1499           | 1197            | 0                | 145             | 5.19                  | 133                 | 64.1            | 43.8         | 34.0            | 37.9            | 37.9         |
| 4-5 PM      | 1254                         | 0.0       | 151             | 0.0       | 1499           | 1254            | 0                | 151             | 0.71                  | 0                   | 64.0            | 60.2         | 36.8            | 37.9            | 37.9         |
| 5-6 PM      | 1513                         | 0.0       | 183             | 0.0       | 1499           | 1513            | 0                | 183             | 1.41                  | 10                  | 63.6            | 56.6         | 30.8            | 37.4            | 37.4         |
| 6-7 PM      | 1133                         | 0.0       | 137             | 0.0       | 1500           | 1133            | 0                | 137             | 0.60                  | 0                   | 64.3            | 61.0         | 39.9            | 38.1            | 38.1         |
| 7-8 PM      | 935                          | 0.0       | 113             | 0.0       | 1500           | 935             | 0                | 113             | 0.51                  | 0                   | 64.6            | 61.8         | 41.9            | 38.3            | 38.3         |
| 8-9 PM      | 792                          | 0.0       | 96              | 0.0       | 1500           | 792             | 0                | 96              | 0.50                  | 0                   | 64.9            | 62.1         | 42.4            | 38.6            | 38.6         |
| 9-10 PM     | 676                          | 0.0       | 81              | 0.0       | 1500           | 676             | 0                | 81              | 0.49                  | 0                   | 65.1            | 62.3         | 42.8            | 38.8            | 38.8         |
| 10-11 PM    | 485                          | 0.0       | 59              | 0.0       | 1500           | 485             | 0                | 59              | 0.47                  | 0                   | 65.5            | 62.8         | 43.6            | 39.0            | 39.0         |
| 11PM-MID    | 351                          | 0.0       | 42              | 0.0       | 1500           | 351             | 0                | 42              | 0.46                  | 0                   | 65.7            | 63.1         | 44.1            | 39.2            | 39.2         |

| *----- SITE BREAKDOWN DELAYS -----* |      |
|-------------------------------------|------|
| BREAKDOWN DURATION (MINS)           | 0    |
| RANGE OF QUEUE DELAY - MIN          | 0.0  |
| (VEH-H) MAX                         | 0.0  |
| RANGE OF DIVN DELAY - MIN           | 0.0  |
| (VEH-H) MAX                         | 0.0  |
| AV BREAKDOWNS PER DAY               | 0.00 |
| AV QUEUE DELAY/DAY (VEH-H)          | 0.0  |
| AV DIVN DELAY/DAY (VEH-H)           | 0.0  |
| AV TOTAL DELAY/DAY (VEH-H)          | 0.0  |

| *----- SITE ACCIDENT DELAYS -----* |      |
|------------------------------------|------|
| ACCIDENT DURATION (MINS)           | 0    |
| RANGE OF QUEUE DELAY - MIN         | 0.0  |
| (VEH-H) MAX                        | 0.0  |
| RANGE OF DIVN DELAY - MIN          | 0.0  |
| (VEH-H) MAX                        | 0.0  |
| AV ACCIDENTS PER DAY               | 0.00 |
| AV QUEUE DELAY/DAY (VEH-H)         | 0.0  |
| AV DIVN DELAY/DAY (VEH-H)          | 0.0  |
| AV TOTAL DELAY/DAY (VEH-H)         | 0.0  |

| AVERAGE ACCIDENT NUMBERS (PIA/DAY) |        |
|------------------------------------|--------|
| MAIN ROUTE WITHOUT WORKS           | 0.0462 |
| MAIN ROUTE WITH WORKS              | 0.0422 |
| DIVERSION                          | 0.0698 |

PIA: Personal Injury Accidents

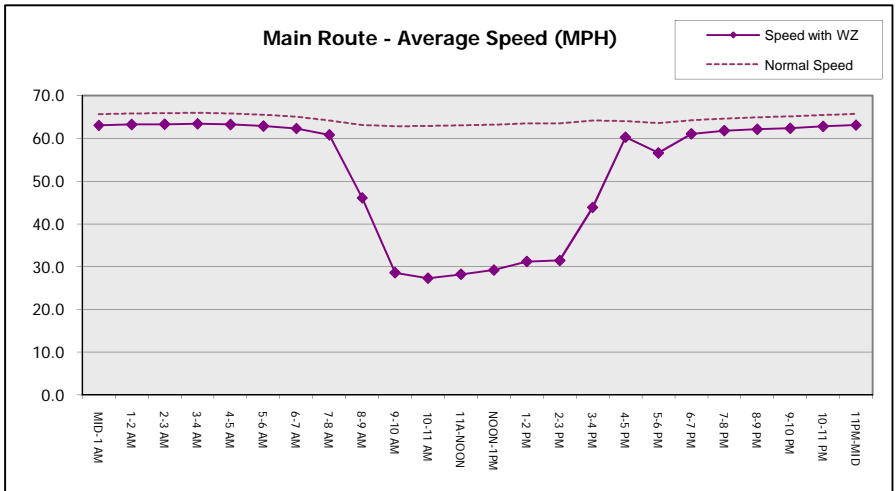
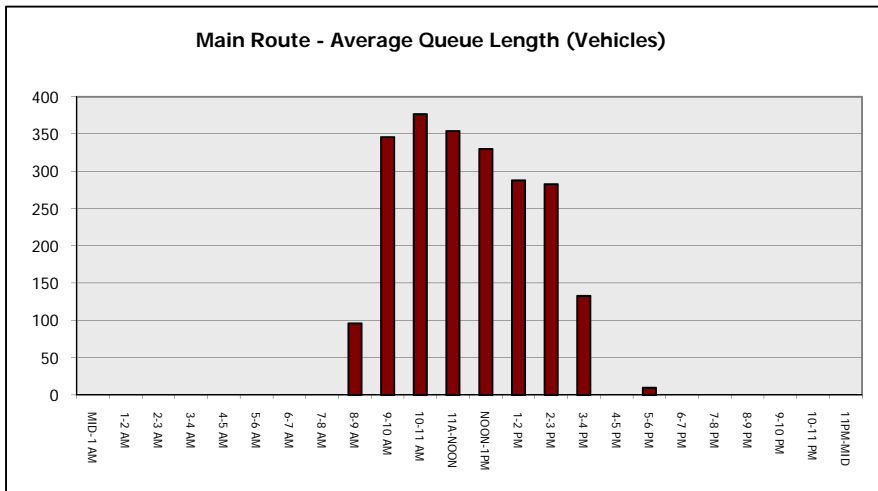
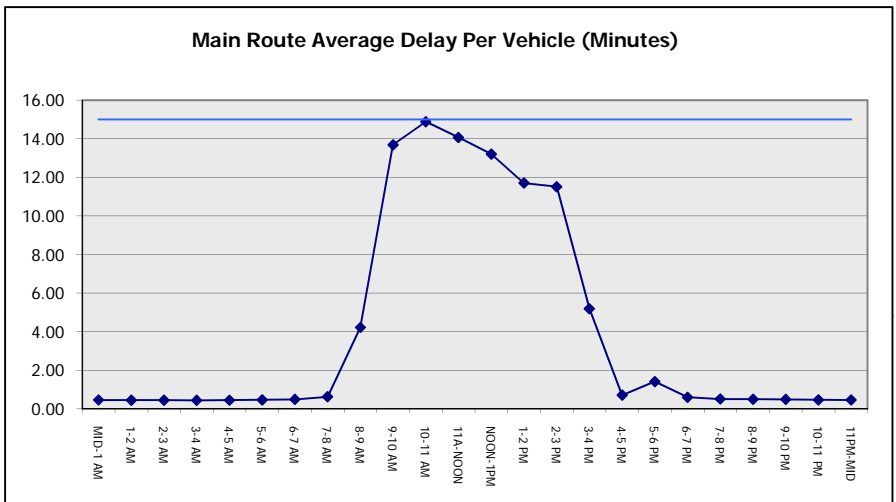
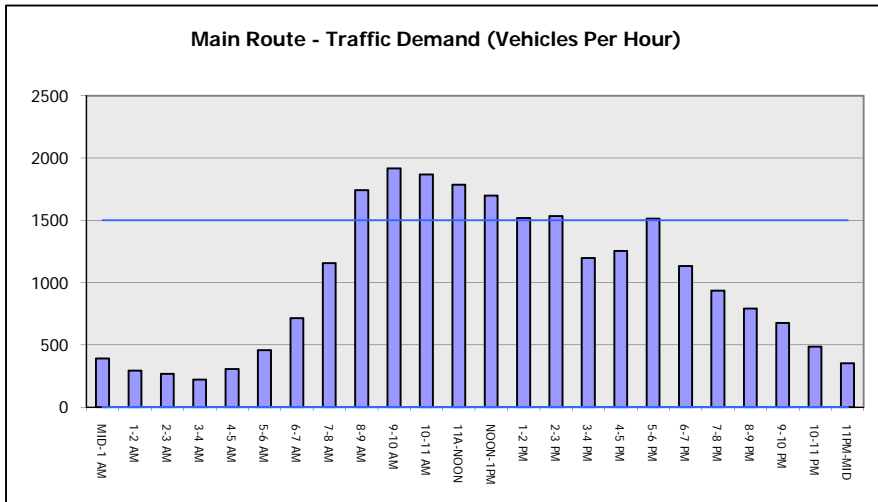
| IMPACTS ON ROAD USERS              |          |
|------------------------------------|----------|
| ROAD USER COSTS PER DAY ( DOLLARS) | \$44,725 |
| CONGESTED HOURS PER DAY*           | 0        |

\*Delays Exceeding 15 Minutes

**IH 39/90: STH 73 TO USH 14 (ROCK AND DANE COUNTIES)  
 CONTINUOUS (24 HOUR) CLOSURE  
 DIVERSION ROUTE: USH 14 - USH 51**

**OCTOBER**  
 Analyzed for 2009  
 Construction Season

**GRAPHICAL REPRESENTATION OF TRAFFIC MODEL INPUT AND OUTPUT**  
**SATURDAY WESTBOUND DIRECTION**



|  |  |
|--|--|
| <b>IH 39/90: STH 73 TO USH 14 (ROCK AND DANE COUNTIES)</b><br><b>CONTINUOUS (24 HOUR) CLOSURE</b><br><b>DIVERSION ROUTE: USH 14 - USH 51</b> | <b>OCTOBER</b>                           |
|  | Analyzed for 2009<br>Construction Season |

**SUMMARY OF TRAFFIC MODEL OUTPUT**

SATURDAY EASTBOUND DIRECTION

| TIME OF DAY | FLOWS AND CAPACITY IN VEH/HR |           |             |           |                |                 |                  |                 | AVERAGE SPEEDS IN MPH |                     |                 |              |      |                 |              |
|-------------|------------------------------|-----------|-------------|-----------|----------------|-----------------|------------------|-----------------|-----------------------|---------------------|-----------------|--------------|------|-----------------|--------------|
|             | MAIN                         |           | DIVERSION   |           | SITE CAPA CITY | FLOW MAIN ROUTE | FLOW DIVER -TING | TOTAL DIVN FLOW | AV.DEL PER VEH (MINS) | AVERAGE QUEUE (VEH) | MAIN ROUTE      |              | SITE | ALTERNATE ROUTE |              |
|             | DEMAND FLOW                  | PCT HEAVY | NORMAL FLOW | PCT HEAVY |                |                 |                  |                 |                       |                     | WITHOUT WORK ZN | WITH WORK ZN |      | WITHOUT WORK ZN | WITH WORK ZN |
| MID-1 AM    | 360                          | 0.0       | 43          | 0.0       | 1500           | 360             | 0                | 43              | 0.46                  | 0                   | 65.7            | 63.1         | 44.0 | 39.2            | 39.2         |
| 1-2 AM      | 280                          | 0.0       | 34          | 0.0       | 1500           | 280             | 0                | 34              | 0.45                  | 0                   | 65.9            | 63.3         | 44.3 | 39.3            | 39.3         |
| 2-3 AM      | 243                          | 0.0       | 30          | 0.0       | 1500           | 243             | 0                | 30              | 0.45                  | 0                   | 66.0            | 63.3         | 44.5 | 39.4            | 39.4         |
| 3-4 AM      | 250                          | 0.0       | 30          | 0.0       | 1500           | 250             | 0                | 30              | 0.45                  | 0                   | 65.9            | 63.3         | 44.5 | 39.4            | 39.4         |
| 4-5 AM      | 291                          | 0.0       | 35          | 0.0       | 1500           | 291             | 0                | 35              | 0.45                  | 0                   | 65.8            | 63.2         | 44.3 | 39.3            | 39.3         |
| 5-6 AM      | 319                          | 0.0       | 38          | 0.0       | 1500           | 319             | 0                | 38              | 0.45                  | 0                   | 65.8            | 63.2         | 44.2 | 39.2            | 39.2         |
| 6-7 AM      | 453                          | 0.0       | 55          | 0.0       | 1500           | 453             | 0                | 55              | 0.47                  | 0                   | 65.5            | 62.8         | 43.7 | 39.1            | 39.1         |
| 7-8 AM      | 688                          | 0.0       | 83          | 0.0       | 1500           | 688             | 0                | 83              | 0.49                  | 0                   | 65.1            | 62.3         | 42.8 | 38.7            | 38.7         |
| 8-9 AM      | 1037                         | 0.0       | 126         | 0.0       | 1500           | 1037            | 0                | 126             | 0.52                  | 0                   | 64.5            | 61.5         | 41.5 | 38.2            | 38.2         |
| 9-10 AM     | 1316                         | 0.0       | 160         | 0.0       | 1500           | 1316            | 0                | 160             | 0.79                  | 0                   | 64.0            | 59.7         | 35.1 | 37.8            | 37.8         |
| 10-11 AM    | 1445                         | 0.0       | 175         | 0.0       | 1499           | 1445            | 0                | 175             | 0.95                  | 0                   | 63.7            | 58.7         | 32.0 | 37.6            | 37.6         |
| 11A-NOON    | 1503                         | 0.0       | 182         | 0.0       | 1499           | 1503            | 0                | 182             | 1.09                  | 2                   | 63.6            | 58.0         | 30.9 | 37.5            | 37.5         |
| NOON-1PM    | 1560                         | 0.0       | 188         | 0.0       | 1500           | 1560            | 0                | 188             | 2.38                  | 37                  | 63.5            | 52.5         | 30.8 | 37.4            | 37.4         |
| 1-2 PM      | 1543                         | 0.0       | 186         | 0.0       | 1499           | 1543            | 0                | 186             | 4.32                  | 89                  | 63.5            | 46.0         | 30.8 | 37.4            | 37.4         |
| 2-3 PM      | 1601                         | 0.0       | 194         | 0.0       | 1500           | 1601            | 0                | 194             | 6.69                  | 154                 | 63.4            | 39.9         | 30.8 | 37.3            | 37.3         |
| 3-4 PM      | 1784                         | 0.0       | 216         | 0.0       | 1500           | 1637            | 147              | 363             | 12.27                 | 308                 | 63.0            | 30.4         | 30.8 | 37.1            | 35.2         |
| 4-5 PM      | 1742                         | 0.0       | 211         | 0.0       | 1499           | 1481            | 261              | 472             | 13.56                 | 340                 | 63.2            | 28.8         | 30.8 | 37.1            | 33.9         |
| 5-6 PM      | 1586                         | 0.0       | 191         | 0.0       | 1499           | 1458            | 128              | 320             | 12.29                 | 304                 | 63.4            | 30.4         | 30.8 | 37.4            | 35.8         |
| 6-7 PM      | 1462                         | 0.0       | 177         | 0.0       | 1500           | 1445            | 16               | 193             | 11.01                 | 269                 | 63.7            | 32.2         | 30.8 | 37.6            | 37.3         |
| 7-8 PM      | 1163                         | 0.0       | 141         | 0.0       | 1499           | 1163            | 0                | 141             | 3.69                  | 95                  | 64.2            | 48.3         | 36.3 | 38.0            | 38.0         |
| 8-9 PM      | 928                          | 0.0       | 112         | 0.0       | 1500           | 928             | 0                | 112             | 0.51                  | 0                   | 64.6            | 61.8         | 41.9 | 38.4            | 38.4         |
| 9-10 PM     | 753                          | 0.0       | 92          | 0.0       | 1500           | 753             | 0                | 92              | 0.50                  | 0                   | 65.0            | 62.2         | 42.5 | 38.6            | 38.6         |
| 10-11 PM    | 594                          | 0.0       | 72          | 0.0       | 1500           | 594             | 0                | 72              | 0.48                  | 0                   | 65.3            | 62.5         | 43.2 | 38.9            | 38.9         |
| 11PM-MID    | 442                          | 0.0       | 54          | 0.0       | 1500           | 442             | 0                | 54              | 0.47                  | 0                   | 65.6            | 62.9         | 43.7 | 39.1            | 39.1         |

| *----- SITE BREAKDOWN DELAYS -----* |      |
|-------------------------------------|------|
| BREAKDOWN DURATION (MINS)           | 0    |
| RANGE OF QUEUE DELAY - MIN          | 0.0  |
| (VEH-H) MAX                         | 0.0  |
| RANGE OF DIVN DELAY - MIN           | 0.0  |
| (VEH-H) MAX                         | 0.0  |
| AV BREAKDOWNS PER DAY               | 0.00 |
| AV QUEUE DELAY/DAY (VEH-H)          | 0.0  |
| AV DIVN DELAY/DAY (VEH-H)           | 0.0  |
| AV TOTAL DELAY/DAY (VEH-H)          | 0.0  |

| *----- SITE ACCIDENT DELAYS -----* |      |
|------------------------------------|------|
| ACCIDENT DURATION (MINS)           | 0    |
| RANGE OF QUEUE DELAY - MIN         | 0.0  |
| (VEH-H) MAX                        | 0.0  |
| RANGE OF DIVN DELAY - MIN          | 0.0  |
| (VEH-H) MAX                        | 0.0  |
| AV ACCIDENTS PER DAY               | 0.00 |
| AV QUEUE DELAY/DAY (VEH-H)         | 0.0  |
| AV DIVN DELAY/DAY (VEH-H)          | 0.0  |
| AV TOTAL DELAY/DAY (VEH-H)         | 0.0  |

| AVERAGE ACCIDENT NUMBERS (PIA/DAY) |        |
|------------------------------------|--------|
| MAIN ROUTE WITHOUT WORKS           | 0.0446 |
| MAIN ROUTE WITH WORKS              | 0.0420 |
| DIVERSION                          | 0.0559 |

PIA: Personal Injury Accidents

| IMPACTS ON ROAD USERS              |          |
|------------------------------------|----------|
| ROAD USER COSTS PER DAY ( DOLLARS) | \$32,250 |
| CONGESTED HOURS PER DAY*           | 0        |

\*Delays Exceeding 15 Minutes

**IH 39/90: STH 73 TO USH 14 (ROCK AND DANE COUNTIES)  
 CONTINUOUS (24 HOUR) CLOSURE  
 DIVERSION ROUTE: USH 14 - USH 51**

**OCTOBER**  
 Analyzed for 2009  
 Construction Season

**GRAPHICAL REPRESENTATION OF TRAFFIC MODEL INPUT AND OUTPUT**  
**SATURDAY EASTBOUND DIRECTION**

