

|  |  |
|--|--|
| <b>IH 39/90/94: IH 39 &amp; IH 90/94 TO STH 60 (COLUMBIA COUNTY)</b><br><b>CONTINUOUS (24 HOUR) 2 LANE CLOSURE</b><br><b>DIVERSION ROUTE: STH 60 - USH 51 - STH 16 - IH 39</b> | <b>OCTOBER</b>                           |
|  | Analyzed for 2009<br>Construction Season |

**SUMMARY OF TRAFFIC MODEL OUTPUT**

**SATURDAY WESTBOUND DIRECTION**

| TIME OF DAY | FLOWS AND CAPACITY IN VEH/HR |           |                 |           |                |                 |                  | AVERAGE SPEEDS IN MPH |                       |                     |                 |              |                 |                 |              |
|-------------|------------------------------|-----------|-----------------|-----------|----------------|-----------------|------------------|-----------------------|-----------------------|---------------------|-----------------|--------------|-----------------|-----------------|--------------|
|             | MAIN ROUTE                   |           | ALTERNATE ROUTE |           | SITE CAPA CITY | FLOW MAIN ROUTE | FLOW DIVER -TING | TOTAL DIVN FLOW       | AV.DEL PER VEH (MINS) | AVERAGE QUEUE (VEH) | MAIN ROUTE      |              | ALTERNATE ROUTE |                 |              |
|             | DEMAND FLOW                  | PCT HEAVY | NORMAL FLOW     | PCT HEAVY |                |                 |                  |                       |                       |                     | WITHOUT WORK ZN | WITH WORK ZN | SITE            | WITHOUT WORK ZN | WITH WORK ZN |
| MID-1 AM    | 455                          | 0.0       | 33              | 0.0       | 1500           | 455             | 0                | 33                    | 0.53                  | 0                   | 70.2            | 66.4         | 43.7            | 39.3            | 39.3         |
| 1-2 AM      | 334                          | 0.0       | 24              | 0.0       | 1500           | 334             | 0                | 24                    | 0.51                  | 0                   | 70.2            | 66.6         | 44.2            | 39.4            | 39.4         |
| 2-3 AM      | 261                          | 0.0       | 19              | 0.0       | 1500           | 261             | 0                | 19                    | 0.50                  | 0                   | 70.2            | 66.6         | 44.5            | 39.5            | 39.5         |
| 3-4 AM      | 260                          | 0.0       | 19              | 0.0       | 1500           | 260             | 0                | 19                    | 0.50                  | 0                   | 70.2            | 66.6         | 44.5            | 39.5            | 39.5         |
| 4-5 AM      | 287                          | 0.0       | 21              | 0.0       | 1500           | 287             | 0                | 21                    | 0.51                  | 0                   | 70.2            | 66.6         | 44.3            | 39.5            | 39.5         |
| 5-6 AM      | 499                          | 0.0       | 37              | 0.0       | 1500           | 499             | 0                | 37                    | 0.53                  | 0                   | 70.1            | 66.4         | 43.5            | 39.3            | 39.3         |
| 6-7 AM      | 733                          | 0.0       | 54              | 0.0       | 1500           | 733             | 0                | 54                    | 0.56                  | 0                   | 69.8            | 66.0         | 42.7            | 39.1            | 39.1         |
| 7-8 AM      | 1233                         | 0.0       | 91              | 0.0       | 1499           | 1233            | 0                | 91                    | 0.75                  | 0                   | 69.2            | 64.2         | 37.7            | 38.6            | 38.6         |
| 8-9 AM      | 1702                         | 0.0       | 126             | 0.0       | 1499           | 1702            | 0                | 126                   | 3.63                  | 74                  | 68.6            | 49.9         | 30.8            | 38.2            | 38.2         |
| 9-10 AM     | 2081                         | 0.0       | 153             | 0.0       | 1500           | 2081            | 0                | 153                   | 17.77                 | 472                 | 68.1            | 24.2         | 30.8            | 37.8            | 37.8         |
| 10-11 AM    | 2339                         | 0.0       | 172             | 0.0       | 1500           | 1947            | 392              | 564                   | 40.93                 | 1055                | 67.8            | 13.1         | 30.8            | 37.6            | 32.7         |
| 11A-NOON    | 2248                         | 0.0       | 166             | 0.0       | 1500           | 1509            | 739              | 906                   | 48.50                 | 1244                | 67.9            | 11.4         | 30.8            | 37.7            | 28.5         |
| NOON-1PM    | 2056                         | 0.0       | 152             | 0.0       | 1500           | 1397            | 659              | 811                   | 46.23                 | 1184                | 68.2            | 11.9         | 30.8            | 37.9            | 29.7         |
| 1-2 PM      | 1992                         | 0.0       | 147             | 0.0       | 1500           | 1452            | 540              | 687                   | 43.47                 | 1111                | 68.2            | 12.5         | 30.8            | 37.9            | 31.2         |
| 2-3 PM      | 1865                         | 0.0       | 138             | 0.0       | 1500           | 1436            | 429              | 567                   | 41.06                 | 1048                | 68.4            | 13.1         | 30.8            | 38.0            | 32.7         |
| 3-4 PM      | 1960                         | 0.0       | 145             | 0.0       | 1500           | 1536            | 424              | 569                   | 41.09                 | 1049                | 68.3            | 13.1         | 30.8            | 37.9            | 32.7         |
| 4-5 PM      | 1757                         | 0.0       | 130             | 0.0       | 1500           | 1402            | 355              | 485                   | 39.55                 | 1008                | 68.6            | 13.5         | 30.8            | 38.1            | 33.7         |
| 5-6 PM      | 1627                         | 0.0       | 120             | 0.0       | 1500           | 1435            | 192              | 312                   | 36.62                 | 931                 | 68.7            | 14.3         | 30.8            | 38.3            | 35.9         |
| 6-7 PM      | 1398                         | 0.0       | 103             | 0.0       | 1500           | 1368            | 30               | 134                   | 33.18                 | 840                 | 69.0            | 15.5         | 30.8            | 38.4            | 38.1         |
| 7-8 PM      | 1050                         | 0.0       | 77              | 0.0       | 1500           | 1050            | 0                | 77                    | 21.68                 | 556                 | 69.4            | 21.3         | 31.2            | 38.8            | 38.8         |
| 8-9 PM      | 821                          | 0.0       | 61              | 0.0       | 1500           | 821             | 0                | 61                    | 2.73                  | 78                  | 69.7            | 54.2         | 41.5            | 39.0            | 39.0         |
| 9-10 PM     | 656                          | 0.0       | 49              | 0.0       | 1500           | 656             | 0                | 49                    | 0.55                  | 0                   | 69.9            | 66.1         | 42.9            | 39.1            | 39.1         |
| 10-11 PM    | 500                          | 0.0       | 37              | 0.0       | 1500           | 500             | 0                | 37                    | 0.53                  | 0                   | 70.1            | 66.4         | 43.5            | 39.3            | 39.3         |
| 11PM-MID    | 343                          | 0.0       | 25              | 0.0       | 1500           | 343             | 0                | 25                    | 0.51                  | 0                   | 70.2            | 66.6         | 44.1            | 39.4            | 39.4         |

| *----- SITE BREAKDOWN DELAYS -----*    |      |
|--|------|
| BREAKDOWN DURATION (MINS)              | 0    |
| RANGE OF QUEUE DELAY - MIN (VEH-H) MAX | 0.0  |
| RANGE OF DIVN DELAY - MIN (VEH-H) MAX  | 0.0  |
| AV BREAKDOWNS PER DAY                  | 0.00 |
| AV QUEUE DELAY/DAY (VEH-H)             | 0.0  |
| AV DIVN DELAY/DAY (VEH-H)              | 0.0  |
| AV TOTAL DELAY/DAY (VEH-H)             | 0.0  |

| *----- SITE ACCIDENT DELAYS -----*     |      |
|--|------|
| ACCIDENT DURATION (MINS)               | 0    |
| RANGE OF QUEUE DELAY - MIN (VEH-H) MAX | 0.0  |
| RANGE OF DIVN DELAY - MIN (VEH-H) MAX  | 0.0  |
| AV ACCIDENTS PER DAY                   | 0.00 |
| AV QUEUE DELAY/DAY (VEH-H)             | 0.0  |
| AV DIVN DELAY/DAY (VEH-H)              | 0.0  |
| AV TOTAL DELAY/DAY (VEH-H)             | 0.0  |

| AVERAGE ACCIDENT NUMBERS (PIA/DAY) |        |
|------------------------------------|--------|
| MAIN ROUTE WITHOUT WORKS           | 0.0503 |
| MAIN ROUTE WITH WORKS              | 0.0420 |
| DIVERSION                          | 0.1907 |

PIA: Personal Injury Accidents

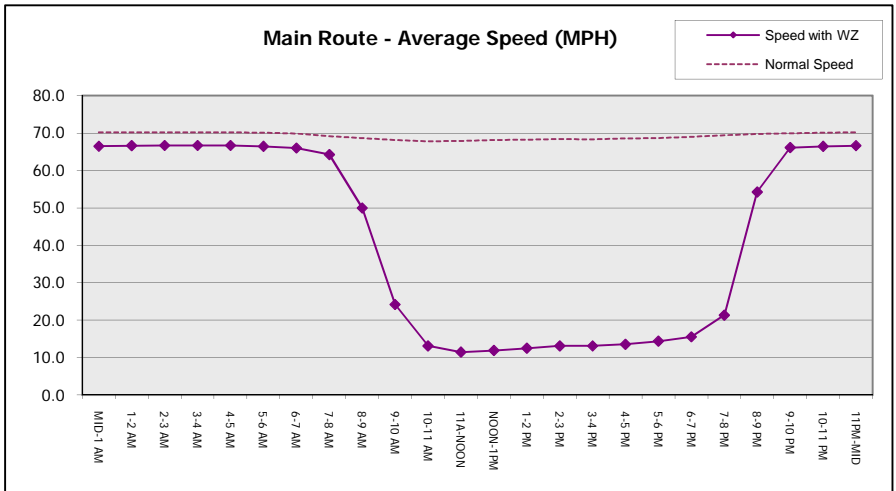
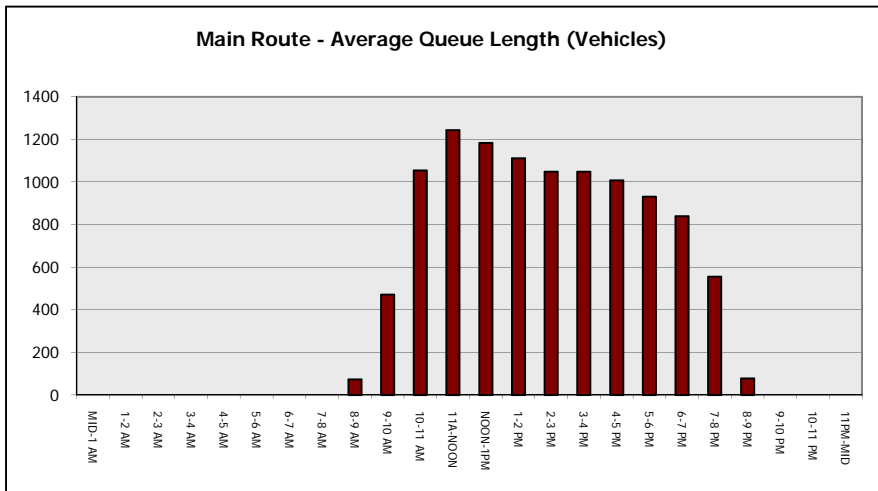
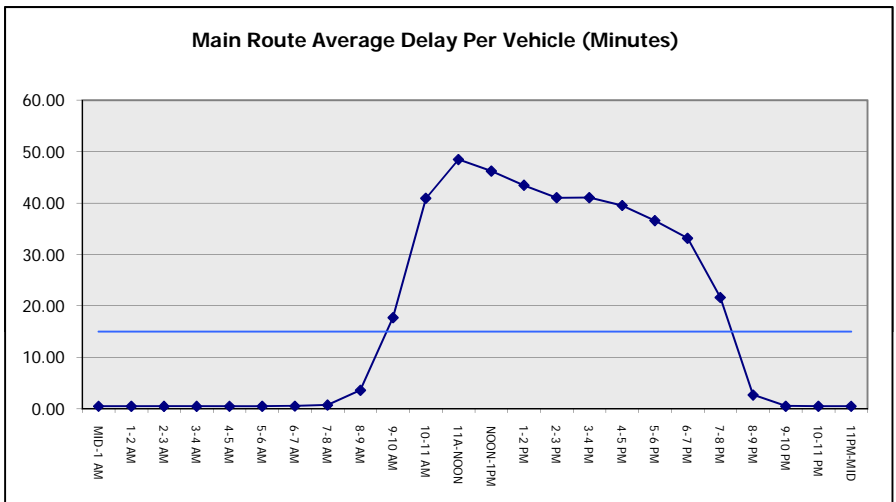
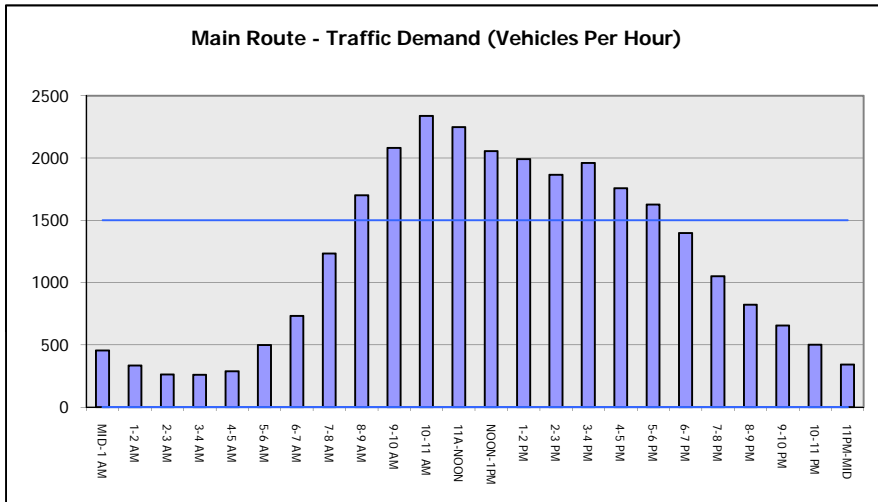
| IMPACTS ON ROAD USERS              |           |
|------------------------------------|-----------|
| ROAD USER COSTS PER DAY ( DOLLARS) | \$237,247 |
| CONGESTED HOURS PER DAY*           | 11        |

\*Delays Exceeding 15 Minutes

**IH 39/90/94: IH 39 & IH 90/94 TO STH 60 (COLUMBIA COUNTY)**  
**CONTINUOUS (24 HOUR) 2 LANE CLOSURE**  
**DIVERSION ROUTE: STH 60 - USH 51 - STH 16 - IH 39**

**OCTOBER**  
 Analyzed for 2009  
 Construction Season

**GRAPHICAL REPRESENTATION OF TRAFFIC MODEL INPUT AND OUTPUT**  
**SATURDAY WESTBOUND DIRECTION**



|  |  |
|--|--|
| <b>IH 39/90/94: IH 39 &amp; IH 90/94 TO STH 60 (COLUMBIA COUNTY)</b><br><b>CONTINUOUS (24 HOUR) 2 LANE CLOSURE</b><br><b>DIVERSION ROUTE: STH 60 - USH 51 - STH 16 - IH 39</b> | <b>OCTOBER</b>                           |
|  | Analyzed for 2009<br>Construction Season |

**SUMMARY OF TRAFFIC MODEL OUTPUT**

SATURDAY EASTBOUND DIRECTION

| TIME OF DAY | FLOWS AND CAPACITY IN VEH/HR |           |             |           |                |                 |                  |                 | AVERAGE SPEEDS IN MPH |                     |                 |              |      |                 |              |
|-------------|------------------------------|-----------|-------------|-----------|----------------|-----------------|------------------|-----------------|-----------------------|---------------------|-----------------|--------------|------|-----------------|--------------|
|             | MAIN                         |           | DIVERSION   |           | SITE CAPA CITY | FLOW MAIN ROUTE | FLOW DIVER -TING | TOTAL DIVN FLOW | AV.DEL PER VEH (MINS) | AVERAGE QUEUE (VEH) | MAIN ROUTE      |              | SITE | ALTERNATE ROUTE |              |
|             | DEMAND FLOW                  | PCT HEAVY | NORMAL FLOW | PCT HEAVY |                |                 |                  |                 |                       |                     | WITHOUT WORK ZN | WITH WORK ZN |      | WITHOUT WORK ZN | WITH WORK ZN |
| MID-1 AM    | 366                          | 0.0       | 27          | 0.0       | 1500           | 366             | 0                | 27              | 0.52                  | 0                   | 70.2            | 66.6         | 44.0 | 39.4            | 39.4         |
| 1-2 AM      | 285                          | 0.0       | 21          | 0.0       | 1500           | 285             | 0                | 21              | 0.51                  | 0                   | 70.2            | 66.6         | 44.3 | 39.5            | 39.5         |
| 2-3 AM      | 283                          | 0.0       | 21          | 0.0       | 1500           | 283             | 0                | 21              | 0.51                  | 0                   | 70.2            | 66.6         | 44.3 | 39.5            | 39.5         |
| 3-4 AM      | 270                          | 0.0       | 20          | 0.0       | 1500           | 270             | 0                | 20              | 0.51                  | 0                   | 70.2            | 66.6         | 44.4 | 39.5            | 39.5         |
| 4-5 AM      | 283                          | 0.0       | 21          | 0.0       | 1500           | 283             | 0                | 21              | 0.51                  | 0                   | 70.2            | 66.6         | 44.3 | 39.5            | 39.5         |
| 5-6 AM      | 337                          | 0.0       | 25          | 0.0       | 1500           | 337             | 0                | 25              | 0.51                  | 0                   | 70.2            | 66.6         | 44.2 | 39.4            | 39.4         |
| 6-7 AM      | 455                          | 0.0       | 33          | 0.0       | 1500           | 455             | 0                | 33              | 0.53                  | 0                   | 70.2            | 66.4         | 43.7 | 39.3            | 39.3         |
| 7-8 AM      | 837                          | 0.0       | 62          | 0.0       | 1500           | 837             | 0                | 62              | 0.57                  | 0                   | 69.7            | 65.8         | 42.2 | 39.0            | 39.0         |
| 8-9 AM      | 1381                         | 0.0       | 101         | 0.0       | 1499           | 1381            | 0                | 101             | 0.94                  | 0                   | 69.0            | 62.9         | 33.6 | 38.5            | 38.5         |
| 9-10 AM     | 1661                         | 0.0       | 123         | 0.0       | 1499           | 1661            | 0                | 123             | 3.60                  | 70                  | 68.7            | 50.1         | 30.8 | 38.2            | 38.2         |
| 10-11 AM    | 1704                         | 0.0       | 126         | 0.0       | 1499           | 1704            | 0                | 126             | 10.72                 | 258                 | 68.6            | 32.6         | 30.8 | 38.2            | 38.2         |
| 11A-NOON    | 1823                         | 0.0       | 135         | 0.0       | 1500           | 1823            | 0                | 135             | 20.72                 | 524                 | 68.5            | 21.9         | 30.8 | 38.1            | 38.1         |
| NOON-1PM    | 1767                         | 0.0       | 131         | 0.0       | 1499           | 1743            | 24               | 155             | 32.11                 | 816                 | 68.6            | 15.9         | 30.8 | 38.1            | 37.8         |
| 1-2 PM      | 1804                         | 0.0       | 133         | 0.0       | 1499           | 1552            | 253              | 386             | 37.80                 | 962                 | 68.5            | 14.0         | 30.8 | 38.1            | 35.0         |
| 2-3 PM      | 1830                         | 0.0       | 135         | 0.0       | 1499           | 1517            | 313              | 448             | 38.88                 | 990                 | 68.4            | 13.7         | 30.8 | 38.1            | 34.2         |
| 3-4 PM      | 1908                         | 0.0       | 141         | 0.0       | 1499           | 1538            | 371              | 512             | 40.01                 | 1020                | 68.4            | 13.4         | 30.8 | 38.0            | 33.4         |
| 4-5 PM      | 1930                         | 0.0       | 142         | 0.0       | 1499           | 1508            | 422              | 564             | 41.01                 | 1046                | 68.3            | 13.1         | 30.8 | 38.0            | 32.7         |
| 5-6 PM      | 1792                         | 0.0       | 132         | 0.0       | 1499           | 1428            | 365              | 496             | 39.75                 | 1013                | 68.5            | 13.5         | 30.8 | 38.1            | 33.6         |
| 6-7 PM      | 1523                         | 0.0       | 113         | 0.0       | 1499           | 1378            | 145              | 258             | 35.79                 | 909                 | 68.9            | 14.7         | 30.8 | 38.3            | 36.5         |
| 7-8 PM      | 1324                         | 0.0       | 97          | 0.0       | 1499           | 1324            | 0                | 97              | 30.73                 | 777                 | 69.1            | 16.5         | 30.8 | 38.6            | 38.6         |
| 8-9 PM      | 1086                         | 0.0       | 80          | 0.0       | 1499           | 1086            | 0                | 80              | 18.83                 | 481                 | 69.4            | 23.4         | 31.2 | 38.8            | 38.8         |
| 9-10 PM     | 889                          | 0.0       | 66          | 0.0       | 1500           | 889             | 0                | 66              | 2.31                  | 60                  | 69.6            | 56.1         | 41.3 | 38.9            | 38.9         |
| 10-11 PM    | 721                          | 0.0       | 53          | 0.0       | 1500           | 721             | 0                | 53              | 0.56                  | 0                   | 69.9            | 66.0         | 42.7 | 39.1            | 39.1         |
| 11PM-MID    | 434                          | 0.0       | 32          | 0.0       | 1500           | 434             | 0                | 32              | 0.53                  | 0                   | 70.2            | 66.5         | 43.8 | 39.4            | 39.4         |

| *----- SITE BREAKDOWN DELAYS -----* |      |
|-------------------------------------|------|
| BREAKDOWN DURATION (MINS)           | 0    |
| RANGE OF QUEUE DELAY - MIN          | 0.0  |
| (VEH-H) MAX                         | 0.0  |
| RANGE OF DIVN DELAY - MIN           | 0.0  |
| (VEH-H) MAX                         | 0.0  |
| AV BREAKDOWNS PER DAY               | 0.00 |
| AV QUEUE DELAY/DAY (VEH-H)          | 0.0  |
| AV DIVN DELAY/DAY (VEH-H)           | 0.0  |
| AV TOTAL DELAY/DAY (VEH-H)          | 0.0  |

| *----- SITE ACCIDENT DELAYS -----* |      |
|------------------------------------|------|
| ACCIDENT DURATION (MINS)           | 0    |
| RANGE OF QUEUE DELAY - MIN         | 0.0  |
| (VEH-H) MAX                        | 0.0  |
| RANGE OF DIVN DELAY - MIN          | 0.0  |
| (VEH-H) MAX                        | 0.0  |
| AV ACCIDENTS PER DAY               | 0.00 |
| AV QUEUE DELAY/DAY (VEH-H)         | 0.0  |
| AV DIVN DELAY/DAY (VEH-H)          | 0.0  |
| AV TOTAL DELAY/DAY (VEH-H)         | 0.0  |

| AVERAGE ACCIDENT NUMBERS (PIA/DAY) |        |
|------------------------------------|--------|
| MAIN ROUTE WITHOUT WORKS           | 0.0471 |
| MAIN ROUTE WITH WORKS              | 0.0422 |
| DIVERSION                          | 0.1258 |

PIA: Personal Injury Accidents

| IMPACTS ON ROAD USERS              |           |
|------------------------------------|-----------|
| ROAD USER COSTS PER DAY ( DOLLARS) | \$181,938 |
| CONGESTED HOURS PER DAY*           | 10        |

\*Delays Exceeding 15 Minutes

**IH 39/90/94: IH 39 & IH 90/94 TO STH 60 (COLUMBIA COUNTY)**  
**CONTINUOUS (24 HOUR) 2 LANE CLOSURE**  
**DIVERSION ROUTE: STH 60 - USH 51 - STH 16 - IH 39**

**OCTOBER**  
 Analyzed for 2009  
 Construction Season

**GRAPHICAL REPRESENTATION OF TRAFFIC MODEL INPUT AND OUTPUT**  
**SATURDAY EASTBOUND DIRECTION**

