

|  |  |
|--|--|
| <b>IH 94: STH 35 N TO CARMICHAEL RD (ST CROIX COUNTY)</b><br><b>NIGHTTIME 2 LANE CLOSURE</b><br><b>DIVERSION ROUTE: STH 35 - COULEE RD - CARMICHAEL RD</b> | <b>OCTOBER</b>                           |
|  | Analyzed for 2009<br>Construction Season |

**SUMMARY OF TRAFFIC MODEL OUTPUT**

MON-THUR                      WESTBOUND DIRECTION

| TIME OF DAY | FLOWS AND CAPACITY IN VEH/HR |           |                 |           |                |                 | AVERAGE SPEEDS IN MPH |                 |                       |                     |                 |              |                 |                 |              |
|-------------|------------------------------|-----------|-----------------|-----------|----------------|-----------------|-----------------------|-----------------|-----------------------|---------------------|-----------------|--------------|-----------------|-----------------|--------------|
|             | MAIN ROUTE                   |           | ALTERNATE ROUTE |           | SITE CAPA CITY | FLOW MAIN ROUTE | FLOW DIVER -TING      | TOTAL DIVN FLOW | AV.DEL PER VEH (MINS) | AVERAGE QUEUE (VEH) | MAIN ROUTE      |              | ALTERNATE ROUTE |                 |              |
|             | DEMAND FLOW                  | PCT HEAVY | NORMAL FLOW     | PCT HEAVY |                |                 |                       |                 |                       |                     | WITHOUT WORK ZN | WITH WORK ZN | SITE            | WITHOUT WORK ZN | WITH WORK ZN |
| MID-1 AM    | 472                          | 0.0       | 55              | 0.0       | 1500           | 472             | 0                     | 55              | 0.53                  | 0                   | 70.2            | 50.5         | 43.6            | 19.4            | 19.4         |
| 1-2 AM      | 439                          | 0.0       | 51              | 0.0       | 1500           | 439             | 0                     | 51              | 0.53                  | 0                   | 70.2            | 50.7         | 43.7            | 19.5            | 19.5         |
| 2-3 AM      | 470                          | 0.0       | 55              | 0.0       | 1500           | 470             | 0                     | 55              | 0.53                  | 0                   | 70.2            | 50.5         | 43.6            | 19.4            | 19.4         |
| 3-4 AM      | 627                          | 0.0       | 74              | 0.0       | 1500           | 627             | 0                     | 74              | 0.55                  | 0                   | 69.9            | 50.0         | 43.0            | 19.3            | 19.3         |
| 4-5 AM      | 1133                         | 0.0       | 134             | 0.0       | 1499           | 1133            | 0                     | 134             | 0.70                  | 0                   | 69.3            | 46.0         | 38.6            | 18.8            | 18.8         |
| 5-6 AM      | 1974                         | 0.0       | 232             | 0.0       | OFF            | 1974            | 0                     | 232             | 0.00                  | 0                   | 68.3            | 68.3         | 68.3            | 18.1            | 18.1         |
| 6-7 AM      | 2237                         | 0.0       | 264             | 0.0       | OFF            | 2237            | 0                     | 264             | 0.00                  | 0                   | 67.9            | 67.9         | 67.9            | 17.8            | 17.8         |
| 7-8 AM      | 2139                         | 0.0       | 252             | 0.0       | OFF            | 2139            | 0                     | 252             | 0.00                  | 0                   | 68.1            | 68.1         | 68.1            | 17.9            | 17.9         |
| 8-9 AM      | 1961                         | 0.0       | 231             | 0.0       | OFF            | 1961            | 0                     | 231             | 0.00                  | 0                   | 68.3            | 68.3         | 68.3            | 18.1            | 18.1         |
| 9-10 AM     | 1850                         | 0.0       | 218             | 0.0       | OFF            | 1850            | 0                     | 218             | 0.00                  | 0                   | 68.4            | 68.4         | 68.4            | 18.1            | 18.1         |
| 10-11 AM    | 1906                         | 0.0       | 224             | 0.0       | OFF            | 1906            | 0                     | 224             | 0.00                  | 0                   | 68.4            | 68.4         | 68.4            | 18.1            | 18.1         |
| 11A-NOON    | 1976                         | 0.0       | 232             | 0.0       | OFF            | 1976            | 0                     | 232             | 0.00                  | 0                   | 68.2            | 68.2         | 68.2            | 18.1            | 18.1         |
| NOON-1PM    | 2017                         | 0.0       | 238             | 0.0       | OFF            | 2017            | 0                     | 238             | 0.00                  | 0                   | 68.2            | 68.2         | 68.2            | 18.0            | 18.0         |
| 1-2 PM      | 2216                         | 0.0       | 261             | 0.0       | OFF            | 2216            | 0                     | 261             | 0.00                  | 0                   | 68.0            | 68.0         | 68.0            | 17.8            | 17.8         |
| 2-3 PM      | 2252                         | 0.0       | 265             | 0.0       | OFF            | 2252            | 0                     | 265             | 0.00                  | 0                   | 67.9            | 67.9         | 67.9            | 17.8            | 17.8         |
| 3-4 PM      | 2389                         | 0.0       | 282             | 0.0       | OFF            | 2389            | 0                     | 282             | 0.00                  | 0                   | 67.8            | 67.8         | 67.8            | 17.6            | 17.6         |
| 4-5 PM      | 2405                         | 0.0       | 284             | 0.0       | OFF            | 2405            | 0                     | 284             | 0.00                  | 0                   | 67.8            | 67.8         | 67.8            | 17.6            | 17.6         |
| 5-6 PM      | 2225                         | 0.0       | 262             | 0.0       | OFF            | 2225            | 0                     | 262             | 0.00                  | 0                   | 68.0            | 68.0         | 68.0            | 17.8            | 17.8         |
| 6-7 PM      | 1853                         | 0.0       | 218             | 0.0       | OFF            | 1853            | 0                     | 218             | 0.00                  | 0                   | 68.4            | 68.4         | 68.4            | 18.1            | 18.1         |
| 7-8 PM      | 1524                         | 0.0       | 179             | 0.0       | 1499           | 1524            | 0                     | 179             | 2.23                  | 30                  | 68.9            | 26.5         | 30.8            | 18.4            | 18.4         |
| 8-9 PM      | 1267                         | 0.0       | 150             | 0.0       | 1500           | 1267            | 0                     | 150             | 0.84                  | 1                   | 69.2            | 43.0         | 36.4            | 18.7            | 18.7         |
| 9-10 PM     | 1079                         | 0.0       | 127             | 0.0       | 1500           | 1079            | 0                     | 127             | 0.60                  | 0                   | 69.4            | 48.5         | 41.4            | 18.9            | 18.9         |
| 10-11 PM    | 804                          | 0.0       | 94              | 0.0       | 1500           | 804             | 0                     | 94              | 0.57                  | 0                   | 69.7            | 49.4         | 42.4            | 19.1            | 19.1         |
| 11PM-MID    | 564                          | 0.0       | 66              | 0.0       | 1500           | 564             | 0                     | 66              | 0.54                  | 0                   | 70.0            | 50.2         | 43.3            | 19.4            | 19.4         |

"OFF" INDICATES NO ROAD WORK (ALL LANES OPEN TO TRAFFIC)

| *----- SITE BREAKDOWN DELAYS -----*    |      |
|--|------|
| BREAKDOWN DURATION (MINS)              | 0    |
| RANGE OF QUEUE DELAY - MIN (VEH-H) MAX | 0.0  |
| RANGE OF DIVN DELAY - MIN (VEH-H) MAX  | 0.0  |
| AV BREAKDOWNS PER DAY                  | 0.00 |
| AV QUEUE DELAY/DAY (VEH-H)             | 0.0  |
| AV DIVN DELAY/DAY (VEH-H)              | 0.0  |
| AV TOTAL DELAY/DAY (VEH-H)             | 0.0  |

| *----- SITE ACCIDENT DELAYS -----*     |      |
|--|------|
| ACCIDENT DURATION (MINS)               | 0    |
| RANGE OF QUEUE DELAY - MIN (VEH-H) MAX | 0.0  |
| RANGE OF DIVN DELAY - MIN (VEH-H) MAX  | 0.0  |
| AV ACCIDENTS PER DAY                   | 0.00 |
| AV QUEUE DELAY/DAY (VEH-H)             | 0.0  |
| AV DIVN DELAY/DAY (VEH-H)              | 0.0  |
| AV TOTAL DELAY/DAY (VEH-H)             | 0.0  |

| AVERAGE ACCIDENT NUMBERS (PIA/DAY) |        |
|------------------------------------|--------|
| MAIN ROUTE WITHOUT WORKS           | 0.0096 |
| MAIN ROUTE WITH WORKS              | 0.0090 |
| DIVERSION                          | 0.0145 |

PIA: Personal Injury Accidents

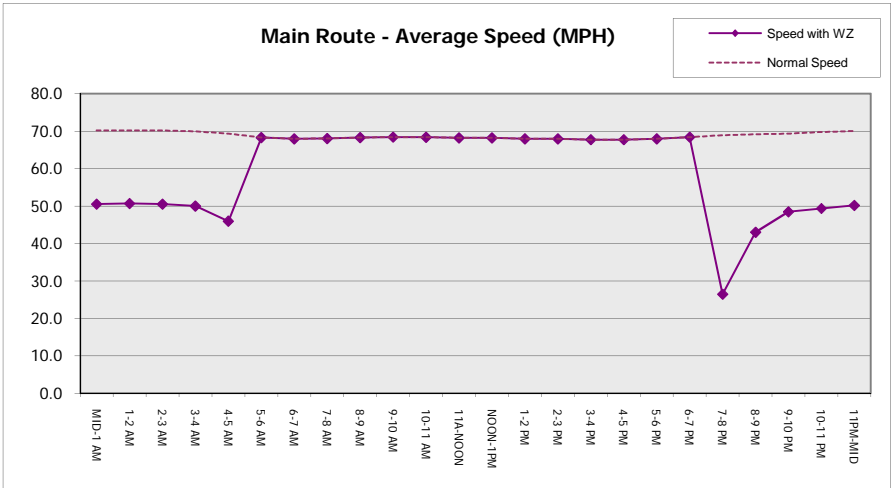
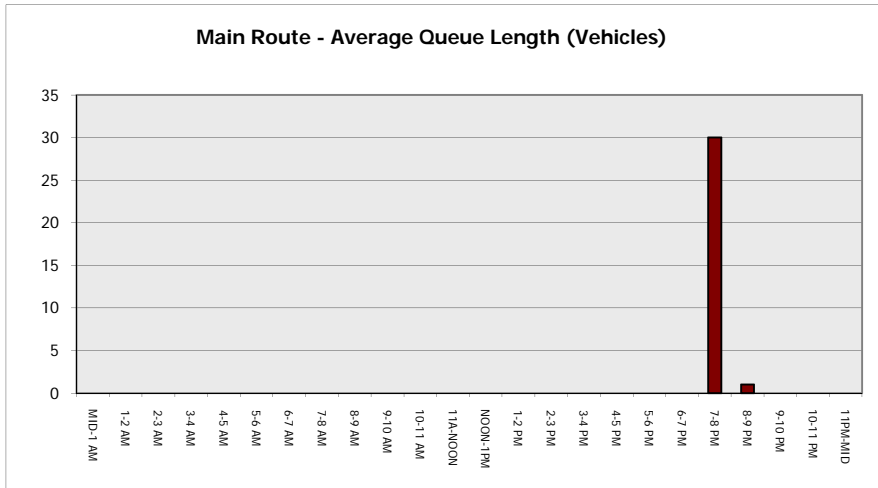
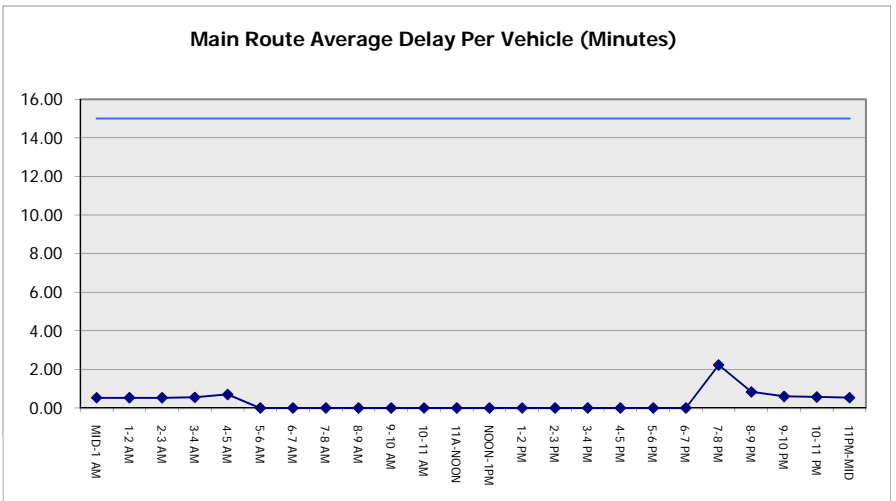
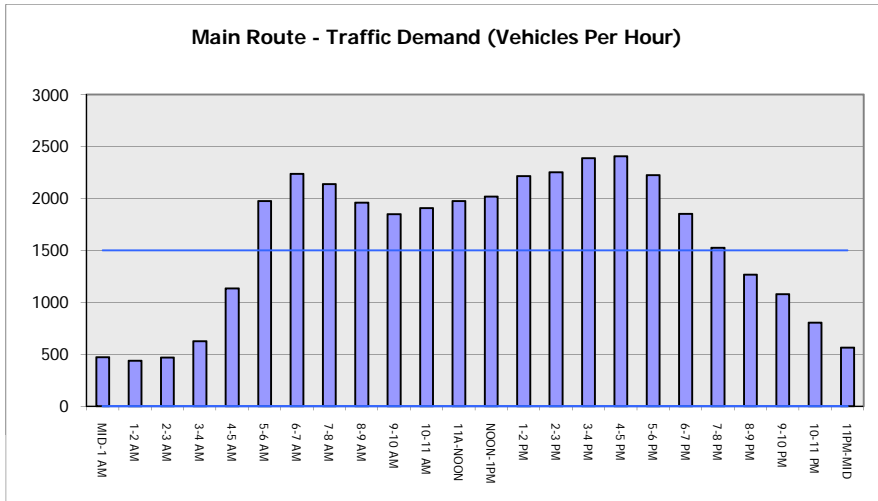
| IMPACTS ON ROAD USERS              |         |
|------------------------------------|---------|
| ROAD USER COSTS PER DAY ( DOLLARS) | \$1,651 |
| CONGESTED HOURS PER DAY*           | 0       |

\*Delays Exceeding 15 Minutes

**IH 94: STH 35 N TO CARMICHAEL RD (ST CROIX COUNTY)**  
**NIGHTTIME 2 LANE CLOSURE**  
**DIVERSION ROUTE: STH 35 - COULEE RD - CARMICHAEL RD**

**OCTOBER**  
 Analyzed for 2009  
 Construction Season

**GRAPHICAL REPRESENTATION OF TRAFFIC MODEL INPUT AND OUTPUT**  
**MON-THUR WESTBOUND DIRECTION**



|  |  |
|--|--|
| <b>IH 94: STH 35 N TO CARMICHAEL RD (ST CROIX COUNTY)</b><br><b>NIGHTTIME 2 LANE CLOSURE</b><br><b>DIVERSION ROUTE: STH 35 - COULEE RD - CARMICHAEL RD</b> | <b>OCTOBER</b>                           |
|  | Analyzed for 2009<br>Construction Season |

**SUMMARY OF TRAFFIC MODEL OUTPUT**

MON-THUR                      EASTBOUND DIRECTION

| TIME OF DAY | FLOWS AND CAPACITY IN VEH/HR |           |             |           |                |                 |                  |                 |                       | AVERAGE SPEEDS IN MPH |                 |              |      |                 |              |
|-------------|------------------------------|-----------|-------------|-----------|----------------|-----------------|------------------|-----------------|-----------------------|-----------------------|-----------------|--------------|------|-----------------|--------------|
|             | MAIN                         |           | DIVERSION   |           | SITE CAPA CITY | FLOW MAIN ROUTE | FLOW DIVER -TING | TOTAL DIVN FLOW | AV.DEL PER VEH (MINS) | AVERAGE QUEUE (VEH)   | MAIN ROUTE      |              | SITE | ALTERNATE ROUTE |              |
|             | DEMAND FLOW                  | PCT HEAVY | NORMAL FLOW | PCT HEAVY |                |                 |                  |                 |                       |                       | WITHOUT WORK ZN | WITH WORK ZN |      | WITHOUT WORK ZN | WITH WORK ZN |
| MID-1 AM    | 483                          | 0.0       | 57          | 0.0       | 1500           | 483             | 0                | 57              | 0.53                  | 0                     | 70.1            | 50.5         | 43.6 | 19.4            | 19.4         |
| 1-2 AM      | 326                          | 0.0       | 39          | 0.0       | 1500           | 326             | 0                | 39              | 0.51                  | 0                     | 70.2            | 51.0         | 44.2 | 19.6            | 19.6         |
| 2-3 AM      | 292                          | 0.0       | 35          | 0.0       | 1500           | 292             | 0                | 35              | 0.51                  | 0                     | 70.2            | 51.1         | 44.3 | 19.6            | 19.6         |
| 3-4 AM      | 332                          | 0.0       | 39          | 0.0       | 1500           | 332             | 0                | 39              | 0.51                  | 0                     | 70.2            | 51.0         | 44.2 | 19.6            | 19.6         |
| 4-5 AM      | 471                          | 0.0       | 55          | 0.0       | 1500           | 471             | 0                | 55              | 0.53                  | 0                     | 70.2            | 50.5         | 43.6 | 19.4            | 19.4         |
| 5-6 AM      | 808                          | 0.0       | 95          | 0.0       | OFF            | 808             | 0                | 95              | 0.00                  | 0                     | 69.7            | 69.7         | 69.7 | 19.1            | 19.1         |
| 6-7 AM      | 1373                         | 0.0       | 162         | 0.0       | OFF            | 1373            | 0                | 162             | 0.00                  | 0                     | 69.1            | 69.1         | 69.1 | 18.6            | 18.6         |
| 7-8 AM      | 1801                         | 0.0       | 212         | 0.0       | OFF            | 1801            | 0                | 212             | 0.00                  | 0                     | 68.5            | 68.5         | 68.5 | 18.2            | 18.2         |
| 8-9 AM      | 1888                         | 0.0       | 222         | 0.0       | OFF            | 1888            | 0                | 222             | 0.00                  | 0                     | 68.4            | 68.4         | 68.4 | 18.1            | 18.1         |
| 9-10 AM     | 2165                         | 0.0       | 255         | 0.0       | OFF            | 2165            | 0                | 255             | 0.00                  | 0                     | 68.1            | 68.1         | 68.1 | 17.9            | 17.9         |
| 10-11 AM    | 2307                         | 0.0       | 272         | 0.0       | OFF            | 2307            | 0                | 272             | 0.00                  | 0                     | 67.9            | 67.9         | 67.9 | 17.8            | 17.8         |
| 11A-NOON    | 2263                         | 0.0       | 267         | 0.0       | OFF            | 2263            | 0                | 267             | 0.00                  | 0                     | 67.9            | 67.9         | 67.9 | 17.8            | 17.8         |
| NOON-1PM    | 2239                         | 0.0       | 264         | 0.0       | OFF            | 2239            | 0                | 264             | 0.00                  | 0                     | 67.9            | 67.9         | 67.9 | 17.8            | 17.8         |
| 1-2 PM      | 2393                         | 0.0       | 282         | 0.0       | OFF            | 2393            | 0                | 282             | 0.00                  | 0                     | 67.8            | 67.8         | 67.8 | 17.6            | 17.6         |
| 2-3 PM      | 2626                         | 0.0       | 309         | 0.0       | OFF            | 2626            | 0                | 309             | 0.00                  | 0                     | 67.4            | 67.4         | 67.4 | 17.5            | 17.5         |
| 3-4 PM      | 2911                         | 0.0       | 343         | 0.0       | OFF            | 2911            | 0                | 343             | 0.00                  | 0                     | 67.1            | 67.1         | 67.1 | 17.2            | 17.2         |
| 4-5 PM      | 2864                         | 0.0       | 337         | 0.0       | OFF            | 2864            | 0                | 337             | 0.00                  | 0                     | 67.2            | 67.2         | 67.2 | 17.2            | 17.2         |
| 5-6 PM      | 2347                         | 0.0       | 276         | 0.0       | OFF            | 2347            | 0                | 276             | 0.00                  | 0                     | 67.8            | 67.8         | 67.8 | 17.7            | 17.7         |
| 6-7 PM      | 2019                         | 0.0       | 238         | 0.0       | OFF            | 2019            | 0                | 238             | 0.00                  | 0                     | 68.2            | 68.2         | 68.2 | 18.0            | 18.0         |
| 7-8 PM      | 1545                         | 0.0       | 182         | 0.0       | 1499           | 1545            | 0                | 182             | 2.79                  | 45                    | 68.8            | 22.9         | 30.8 | 18.4            | 18.4         |
| 8-9 PM      | 1283                         | 0.0       | 151         | 0.0       | 1500           | 1283            | 0                | 151             | 0.99                  | 6                     | 69.1            | 40.3         | 35.8 | 18.7            | 18.7         |
| 9-10 PM     | 1133                         | 0.0       | 134         | 0.0       | 1500           | 1133            | 0                | 134             | 0.62                  | 0                     | 69.3            | 47.9         | 40.7 | 18.8            | 18.8         |
| 10-11 PM    | 937                          | 0.0       | 110         | 0.0       | 1500           | 937             | 0                | 110             | 0.58                  | 0                     | 69.6            | 48.9         | 41.9 | 19.0            | 19.0         |
| 11PM-MID    | 621                          | 0.0       | 73          | 0.0       | 1500           | 621             | 0                | 73              | 0.55                  | 0                     | 70.0            | 50.0         | 43.0 | 19.3            | 19.3         |

"OFF" INDICATES NO ROAD WORK (ALL LANES OPEN TO TRAFFIC)

| *----- SITE BREAKDOWN DELAYS -----* |      |
|-------------------------------------|------|
| BREAKDOWN DURATION (MINS)           | 0    |
| RANGE OF QUEUE DELAY - MIN          | 0.0  |
| (VEH-H) MAX                         | 0.0  |
| RANGE OF DIVN DELAY - MIN           | 0.0  |
| (VEH-H) MAX                         | 0.0  |
| AV BREAKDOWNS PER DAY               | 0.00 |
| AV QUEUE DELAY/DAY (VEH-H)          | 0.0  |
| AV DIVN DELAY/DAY (VEH-H)           | 0.0  |
| AV TOTAL DELAY/DAY (VEH-H)          | 0.0  |

| *----- SITE ACCIDENT DELAYS -----* |      |
|------------------------------------|------|
| ACCIDENT DURATION (MINS)           | 0    |
| RANGE OF QUEUE DELAY - MIN         | 0.0  |
| (VEH-H) MAX                        | 0.0  |
| RANGE OF DIVN DELAY - MIN          | 0.0  |
| (VEH-H) MAX                        | 0.0  |
| AV ACCIDENTS PER DAY               | 0.00 |
| AV QUEUE DELAY/DAY (VEH-H)         | 0.0  |
| AV DIVN DELAY/DAY (VEH-H)          | 0.0  |
| AV TOTAL DELAY/DAY (VEH-H)         | 0.0  |

| AVERAGE ACCIDENT NUMBERS (PIA/DAY) |        |
|------------------------------------|--------|
| MAIN ROUTE WITHOUT WORKS           | 0.0095 |
| MAIN ROUTE WITH WORKS              | 0.0090 |
| DIVERSION                          | 0.0144 |

PIA: Personal Injury Accidents

| IMPACTS ON ROAD USERS              |         |
|------------------------------------|---------|
| ROAD USER COSTS PER DAY ( DOLLARS) | \$1,740 |
| CONGESTED HOURS PER DAY*           | 0       |

\*Delays Exceeding 15 Minutes

**IH 94: STH 35 N TO CARMICHAEL RD (ST CROIX COUNTY)  
 NIGHTTIME 2 LANE CLOSURE  
 DIVERSION ROUTE: STH 35 - COULEE RD - CARMICHAEL RD**

**OCTOBER**  
 Analyzed for 2009  
 Construction Season

**GRAPHICAL REPRESENTATION OF TRAFFIC MODEL INPUT AND OUTPUT**  
**MON-THUR EASTBOUND DIRECTION**

