

IH 94: CARMICHAEL RD TO STH 35 S (ST CROIX COUNTY) NIGHTTIME 2 LANE CLOSURE DIVERSION ROUTE: CARMICHAEL RD - STAGELINE RD - USH 12	OCTOBER
	Analyzed for 2009 Construction Season

SUMMARY OF TRAFFIC MODEL OUTPUT

SUNDAY WESTBOUND DIRECTION

TIME OF DAY	FLOWS AND CAPACITY IN VEH/HR										AVERAGE SPEEDS IN MPH				
	MAIN ROUTE		ALTERNATE ROUTE		SITE CAPA CITY	FLOW MAIN ROUTE	FLOW DIVER -TING	TOTAL DIVN FLOW	AV.DEL PER VEH (MINS)	AVERAGE QUEUE (VEH)	MAIN ROUTE		ALTERNATE ROUTE		
	DEMAND FLOW	PCT HEAVY	NORMAL FLOW	PCT HEAVY							WITHOUT WORK ZN	WITH WORK ZN	SITE	WITHOUT WORK ZN	WITH WORK ZN
MID-1 AM	347	0.0	23	0.0	1500	347	0	23	0.51	0	70.2	47.9	44.1	19.7	19.7
1-2 AM	265	0.0	17	0.0	1500	265	0	17	0.50	0	70.2	48.3	44.4	19.7	19.7
2-3 AM	228	0.0	15	0.0	1500	228	0	15	0.50	0	70.2	48.4	44.6	19.7	19.7
3-4 AM	220	0.0	14	0.0	1500	220	0	14	0.50	0	70.2	48.4	44.6	19.8	19.8
4-5 AM	221	0.0	15	0.0	1500	221	0	15	0.50	0	70.2	48.4	44.6	19.7	19.7
5-6 AM	285	0.0	18	0.0	1500	285	0	18	0.51	0	70.2	48.2	44.3	19.7	19.7
6-7 AM	373	0.0	25	0.0	1500	373	0	25	0.52	0	70.2	47.8	44.0	19.7	19.7
7-8 AM	529	0.0	35	0.0	1500	529	0	35	0.54	0	70.0	47.3	43.4	19.7	19.7
8-9 AM	827	0.0	55	0.0	1500	827	0	55	0.57	0	69.7	46.2	42.3	19.5	19.5
9-10 AM	1325	0.0	88	0.0	OFF	1325	0	88	0.00	0	69.1	69.1	69.1	19.3	19.3
10-11 AM	1878	0.0	124	0.0	OFF	1878	0	124	0.00	0	68.4	68.4	68.4	19.1	19.1
11A-NOON	2452	0.0	162	0.0	OFF	2452	0	162	0.00	0	67.7	67.7	67.7	18.9	18.9
NOON-1PM	2742	0.0	182	0.0	OFF	2742	0	182	0.00	0	67.3	67.3	67.3	18.8	18.8
1-2 PM	3149	0.0	209	0.0	OFF	3149	0	209	0.00	0	66.8	66.8	66.8	18.6	18.6
2-3 PM	3581	0.0	237	0.0	OFF	3581	0	237	0.00	0	66.3	66.3	66.3	18.4	18.4
3-4 PM	3990	0.0	264	0.0	OFF	3990	0	264	0.00	0	63.6	63.6	63.6	18.3	18.3
4-5 PM	4122	0.0	273	0.0	OFF	4122	0	273	0.00	0	62.7	62.7	62.7	18.2	18.2
5-6 PM	3930	0.0	261	0.0	OFF	3930	0	261	0.00	0	64.0	64.0	64.0	18.3	18.3
6-7 PM	3455	0.0	229	0.0	OFF	3455	0	229	0.00	0	66.4	66.4	66.4	18.4	18.4
7-8 PM	3176	0.0	211	0.0	1499	1862	1314	1525	12.74	314	66.8	7.6	31.1	18.6	13.2
8-9 PM	2591	0.0	172	0.0	1499	1397	1194	1366	12.91	311	67.5	7.5	30.8	18.8	12.9
9-10 PM	1863	0.0	123	0.0	1500	1410	453	576	8.57	197	68.4	9.4	30.8	19.1	17.3
10-11 PM	1234	0.0	82	0.0	1499	1228	6	89	2.44	79	69.2	22.7	35.6	19.4	19.6
11PM-MID	727	0.0	49	0.0	1500	727	0	49	0.56	0	69.8	46.6	42.7	19.6	19.6

"OFF" INDICATES NO ROAD WORK (ALL LANES OPEN TO TRAFFIC)

----- SITE BREAKDOWN DELAYS -----	
BREAKDOWN DURATION (MINS)	0
RANGE OF QUEUE DELAY - MIN	0.0
(VEH-H) MAX	0.0
RANGE OF DIVN DELAY - MIN	0.0
(VEH-H) MAX	0.0
AV BREAKDOWNS PER DAY	0.00
AV QUEUE DELAY/DAY (VEH-H)	0.0
AV DIVN DELAY/DAY (VEH-H)	0.0
AV TOTAL DELAY/DAY (VEH-H)	0.0

----- SITE ACCIDENT DELAYS -----	
ACCIDENT DURATION (MINS)	0
RANGE OF QUEUE DELAY - MIN	0.0
(VEH-H) MAX	0.0
RANGE OF DIVN DELAY - MIN	0.0
(VEH-H) MAX	0.0
AV ACCIDENTS PER DAY	0.00
AV QUEUE DELAY/DAY (VEH-H)	0.0
AV DIVN DELAY/DAY (VEH-H)	0.0
AV TOTAL DELAY/DAY (VEH-H)	0.0

AVERAGE ACCIDENT NUMBERS (PIA/DAY)	
MAIN ROUTE WITHOUT WORKS	0.0090
MAIN ROUTE WITH WORKS	0.0077
DIVERSION	0.0178

PIA: Personal Injury Accidents

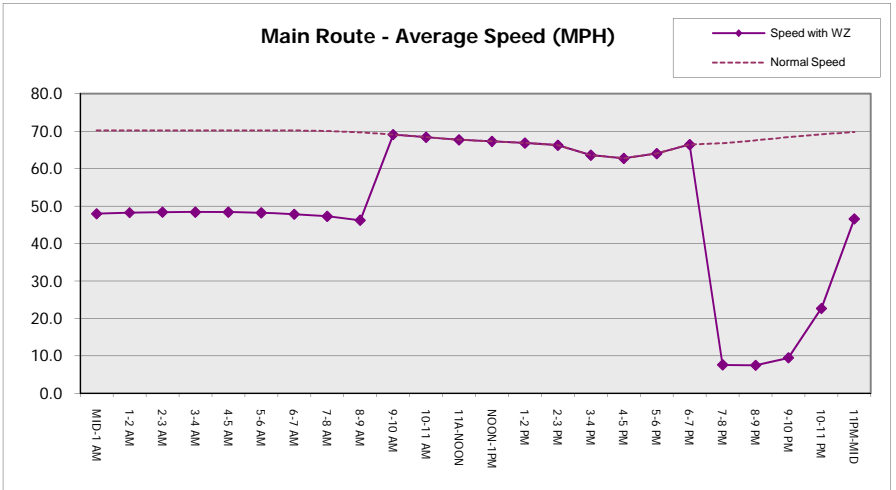
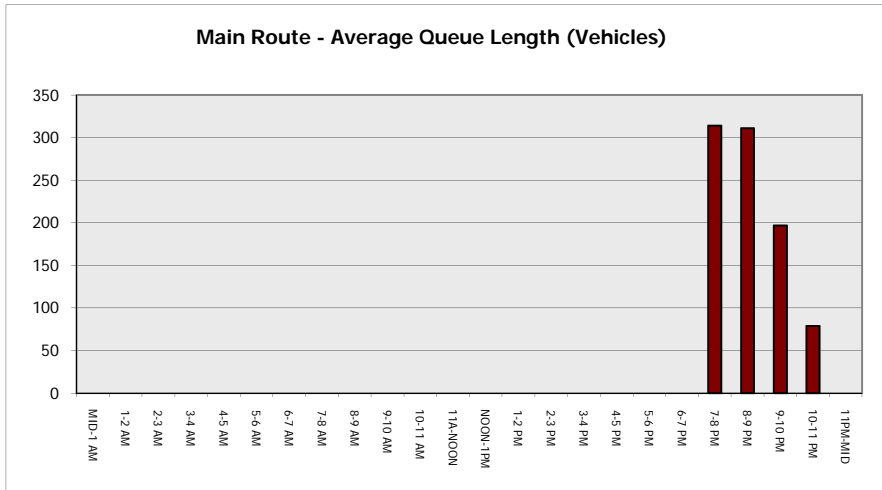
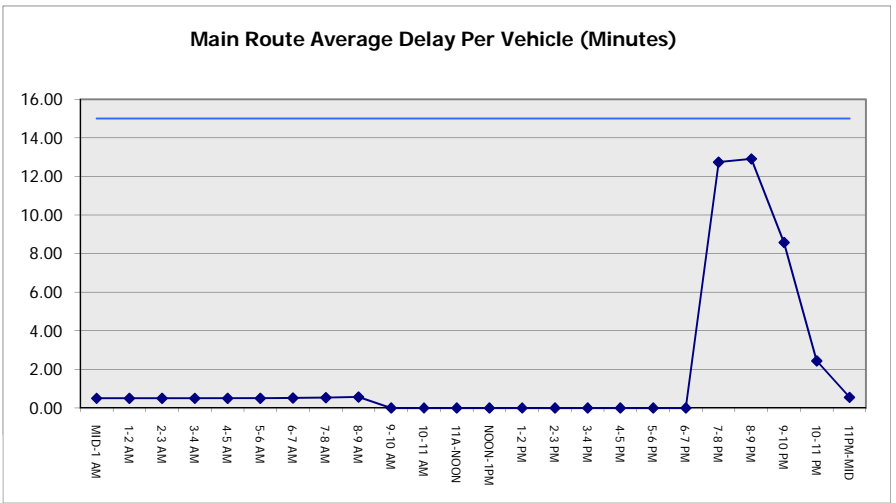
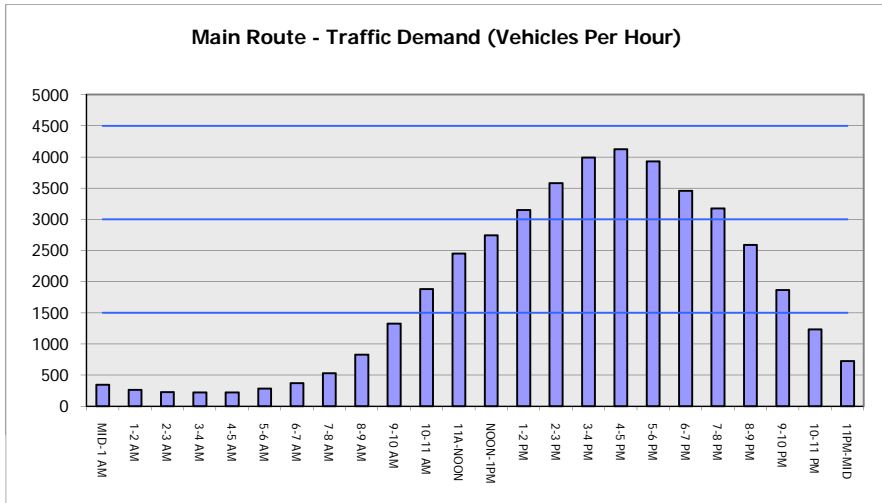
IMPACTS ON ROAD USERS	
ROAD USER COSTS PER DAY (DOLLARS)	\$27,356
CONGESTED HOURS PER DAY*	0

*Delays Exceeding 15 Minutes

IH 94: CARMICHAEL RD TO STH 35 S (ST CROIX COUNTY)
NIGHTTIME 2 LANE CLOSURE
DIVERSION ROUTE: CARMICHAEL RD - STAGELINE RD - USH 12

OCTOBER
 Analyzed for 2009
 Construction Season

GRAPHICAL REPRESENTATION OF TRAFFIC MODEL INPUT AND OUTPUT
SUNDAY WESTBOUND DIRECTION



IH 94: CARMICHAEL RD TO STH 35 S (ST CROIX COUNTY) NIGHTTIME 2 LANE CLOSURE DIVERSION ROUTE: CARMICHAEL RD - STAGELINE RD - USH 12	OCTOBER
	Analyzed for 2009 Construction Season

SUMMARY OF TRAFFIC MODEL OUTPUT

SUNDAY EASTBOUND DIRECTION

TIME OF DAY	FLOWS AND CAPACITY IN VEH/HR							TOTAL			AVERAGE SPEEDS IN MPH					
	MAIN		DIVERSION		SITE CAPA CITY	FLOW MAIN ROUTE	FLOW DIVER -TING	DIVN FLOW	AV.DEL PER VEH (MINS)	AVERAGE QUEUE (VEH)	MAIN ROUTE		SITE	ALTERNATE ROUTE		
	DEMAND FLOW	PCT HEAVY	NORMAL FLOW	PCT HEAVY							WITHOUT WORK ZN	WITH WORK ZN		WITHOUT WORK ZN	WITH WORK ZN	
MID-1 AM	401	0.0	27	0.0	1500	401	0	27	0.52	0	70.2	47.8	43.9	19.7	19.7	
1-2 AM	250	0.0	16	0.0	1500	250	0	16	0.50	0	70.2	48.3	44.5	19.7	19.7	
2-3 AM	209	0.0	14	0.0	1500	209	0	14	0.50	0	70.2	48.4	44.6	19.8	19.8	
3-4 AM	172	0.0	12	0.0	1500	172	0	12	0.49	0	70.2	48.6	44.8	19.8	19.8	
4-5 AM	215	0.0	14	0.0	1500	215	0	14	0.50	0	70.2	48.4	44.6	19.8	19.8	
5-6 AM	296	0.0	19	0.0	1500	296	0	19	0.51	0	70.2	48.1	44.3	19.7	19.7	
6-7 AM	514	0.0	34	0.0	1500	514	0	34	0.53	0	70.1	47.3	43.5	19.7	19.7	
7-8 AM	830	0.0	55	0.0	1500	830	0	55	0.57	0	69.7	46.2	42.3	19.5	19.5	
8-9 AM	1252	0.0	83	0.0	1499	1252	0	83	0.76	0	69.2	41.3	37.3	19.4	19.4	
9-10 AM	1923	0.0	128	0.0	OFF	1923	0	128	0.00	0	68.4	68.4	68.4	19.1	19.1	
10-11 AM	2562	0.0	170	0.0	OFF	2562	0	170	0.00	0	67.6	67.6	67.6	18.8	18.8	
11A-NOON	2925	0.0	193	0.0	OFF	2925	0	193	0.00	0	67.1	67.1	67.1	18.7	18.7	
NOON-1PM	3011	0.0	199	0.0	OFF	3011	0	199	0.00	0	67.0	67.0	67.0	18.6	18.6	
1-2 PM	3053	0.0	202	0.0	OFF	3053	0	202	0.00	0	66.9	66.9	66.9	18.6	18.6	
2-3 PM	3037	0.0	201	0.0	OFF	3037	0	201	0.00	0	66.9	66.9	66.9	18.6	18.6	
3-4 PM	2993	0.0	198	0.0	OFF	2993	0	198	0.00	0	67.0	67.0	67.0	18.6	18.6	
4-5 PM	2924	0.0	193	0.0	OFF	2924	0	193	0.00	0	67.1	67.1	67.1	18.7	18.7	
5-6 PM	2592	0.0	172	0.0	OFF	2592	0	172	0.00	0	67.5	67.5	67.5	18.8	18.8	
6-7 PM	2083	0.0	138	0.0	OFF	2083	0	138	0.00	0	68.1	68.1	68.1	19.0	19.0	
7-8 PM	1813	0.0	120	0.0	1499	1670	143	263	6.31	142	68.5	11.5	30.9	19.1	18.9	
8-9 PM	1229	0.0	81	0.0	1499	1224	5	86	2.26	72	69.2	23.7	35.6	19.4	19.6	
9-10 PM	917	0.0	61	0.0	1500	917	0	61	0.58	0	69.6	45.9	42.0	19.5	19.5	
10-11 PM	690	0.0	45	0.0	1500	690	0	45	0.55	0	69.9	46.7	42.8	19.6	19.6	
11PM-MID	453	0.0	30	0.0	1500	453	0	30	0.53	0	70.2	47.6	43.7	19.7	19.7	

"OFF" INDICATES NO ROAD WORK (ALL LANES OPEN TO TRAFFIC)

----- SITE BREAKDOWN DELAYS -----	
BREAKDOWN DURATION (MINS)	0
RANGE OF QUEUE DELAY - MIN	0.0
(VEH-H) MAX	0.0
RANGE OF DIVN DELAY - MIN	0.0
(VEH-H) MAX	0.0
AV BREAKDOWNS PER DAY	0.00
AV QUEUE DELAY/DAY (VEH-H)	0.0
AV DIVN DELAY/DAY (VEH-H)	0.0
AV TOTAL DELAY/DAY (VEH-H)	0.0

----- SITE ACCIDENT DELAYS -----	
ACCIDENT DURATION (MINS)	0
RANGE OF QUEUE DELAY - MIN	0.0
(VEH-H) MAX	0.0
RANGE OF DIVN DELAY - MIN	0.0
(VEH-H) MAX	0.0
AV ACCIDENTS PER DAY	0.00
AV QUEUE DELAY/DAY (VEH-H)	0.0
AV DIVN DELAY/DAY (VEH-H)	0.0
AV TOTAL DELAY/DAY (VEH-H)	0.0

AVERAGE ACCIDENT NUMBERS (PIA/DAY)	
MAIN ROUTE WITHOUT WORKS	0.0075
MAIN ROUTE WITH WORKS	0.0069
DIVERSION	0.0078

PIA: Personal Injury Accidents

IMPACTS ON ROAD USERS	
ROAD USER COSTS PER DAY (DOLLARS)	\$5,137
CONGESTED HOURS PER DAY*	0

*Delays Exceeding 15 Minutes

IH 94: CARMICHAEL RD TO STH 35 S (ST CROIX COUNTY)
NIGHTTIME 2 LANE CLOSURE
DIVERSION ROUTE: CARMICHAEL RD - STAGELINE RD - USH 12

OCTOBER
 Analyzed for 2009
 Construction Season

GRAPHICAL REPRESENTATION OF TRAFFIC MODEL INPUT AND OUTPUT
SUNDAY EASTBOUND DIRECTION

