

IH 94: CARMICHAEL RD TO STH 35 S (ST CROIX COUNTY) NIGHTTIME 2 LANE CLOSURE DIVERSION ROUTE: CARMICHAEL RD - STAGELINE RD - USH 12	OCTOBER
	Analyzed for 2009 Construction Season

SUMMARY OF TRAFFIC MODEL OUTPUT

FRIDAY WESTBOUND DIRECTION

TIME OF DAY	FLOWS AND CAPACITY IN VEH/HR										AVERAGE SPEEDS IN MPH				
	MAIN ROUTE		ALTERNATE ROUTE		SITE CAPA CITY	FLOW MAIN ROUTE	FLOW DIVER -TING	TOTAL DIVN FLOW	AV.DEL PER VEH (MINS)	AVERAGE QUEUE (VEH)	MAIN ROUTE		ALTERNATE ROUTE		
	DEMAND FLOW	PCT HEAVY	NORMAL FLOW	PCT HEAVY							WITHOUT WORK ZN	WITH WORK ZN	SITE	WITHOUT WORK ZN	WITH WORK ZN
MID-1 AM	512	0.0	34	0.0	1500	512	0	34	0.53	0	70.1	47.3	43.5	19.7	19.7
1-2 AM	443	0.0	29	0.0	1500	443	0	29	0.53	0	70.2	47.6	43.7	19.7	19.7
2-3 AM	485	0.0	32	0.0	1500	485	0	32	0.53	0	70.1	47.4	43.6	19.7	19.7
3-4 AM	561	0.0	37	0.0	1500	561	0	37	0.54	0	70.0	47.1	43.3	19.6	19.6
4-5 AM	850	0.0	56	0.0	1500	850	0	56	0.57	0	69.7	46.1	42.2	19.5	19.5
5-6 AM	1526	0.0	101	0.0	OFF	1526	0	101	0.00	0	68.8	68.8	68.8	19.3	19.3
6-7 AM	1776	0.0	118	0.0	OFF	1776	0	118	0.00	0	68.5	68.5	68.5	19.1	19.1
7-8 AM	1922	0.0	128	0.0	OFF	1922	0	128	0.00	0	68.4	68.4	68.4	19.1	19.1
8-9 AM	1788	0.0	119	0.0	OFF	1788	0	119	0.00	0	68.5	68.5	68.5	19.1	19.1
9-10 AM	1861	0.0	123	0.0	OFF	1861	0	123	0.00	0	68.4	68.4	68.4	19.1	19.1
10-11 AM	2100	0.0	139	0.0	OFF	2100	0	139	0.00	0	68.1	68.1	68.1	19.0	19.0
11A-NOON	2358	0.0	156	0.0	OFF	2358	0	156	0.00	0	67.8	67.8	67.8	18.9	18.9
NOON-1PM	2526	0.0	168	0.0	OFF	2526	0	168	0.00	0	67.6	67.6	67.6	18.8	18.8
1-2 PM	2917	0.0	193	0.0	OFF	2917	0	193	0.00	0	67.1	67.1	67.1	18.7	18.7
2-3 PM	3211	0.0	213	0.0	OFF	3211	0	213	0.00	0	66.8	66.8	66.8	18.6	18.6
3-4 PM	3203	0.0	212	0.0	OFF	3203	0	212	0.00	0	66.8	66.8	66.8	18.6	18.6
4-5 PM	3163	0.0	210	0.0	OFF	3163	0	210	0.00	0	66.8	66.8	66.8	18.6	18.6
5-6 PM	2953	0.0	196	0.0	OFF	2953	0	196	0.00	0	67.1	67.1	67.1	18.6	18.6
6-7 PM	2549	0.0	169	0.0	OFF	2549	0	169	0.00	0	67.6	67.6	67.6	18.8	18.8
7-8 PM	2122	0.0	141	0.0	1499	1702	420	560	8.55	201	68.1	9.5	31.5	19.0	17.5
8-9 PM	1809	0.0	120	0.0	1500	1470	339	459	8.13	184	68.5	9.7	30.8	19.1	17.9
9-10 PM	1390	0.0	92	0.0	1499	1376	14	106	5.69	126	69.0	12.3	31.5	19.3	19.7
10-11 PM	1097	0.0	72	0.0	1500	1097	0	72	0.73	3	69.4	42.0	40.1	19.4	19.4
11PM-MID	677	0.0	44	0.0	1500	677	0	44	0.55	0	69.9	46.8	42.8	19.6	19.6

"OFF" INDICATES NO ROAD WORK (ALL LANES OPEN TO TRAFFIC)

----- SITE BREAKDOWN DELAYS -----	
BREAKDOWN DURATION (MINS)	0
RANGE OF QUEUE DELAY - MIN	0.0
(VEH-H) MAX	0.0
RANGE OF DIVN DELAY - MIN	0.0
(VEH-H) MAX	0.0
AV BREAKDOWNS PER DAY	0.00
AV QUEUE DELAY/DAY (VEH-H)	0.0
AV DIVN DELAY/DAY (VEH-H)	0.0
AV TOTAL DELAY/DAY (VEH-H)	0.0

----- SITE ACCIDENT DELAYS -----	
ACCIDENT DURATION (MINS)	0
RANGE OF QUEUE DELAY - MIN	0.0
(VEH-H) MAX	0.0
RANGE OF DIVN DELAY - MIN	0.0
(VEH-H) MAX	0.0
AV ACCIDENTS PER DAY	0.00
AV QUEUE DELAY/DAY (VEH-H)	0.0
AV DIVN DELAY/DAY (VEH-H)	0.0
AV TOTAL DELAY/DAY (VEH-H)	0.0

AVERAGE ACCIDENT NUMBERS (PIA/DAY)	
MAIN ROUTE WITHOUT WORKS	0.0091
MAIN ROUTE WITH WORKS	0.0083
DIVERSION	0.0112

PIA: Personal Injury Accidents

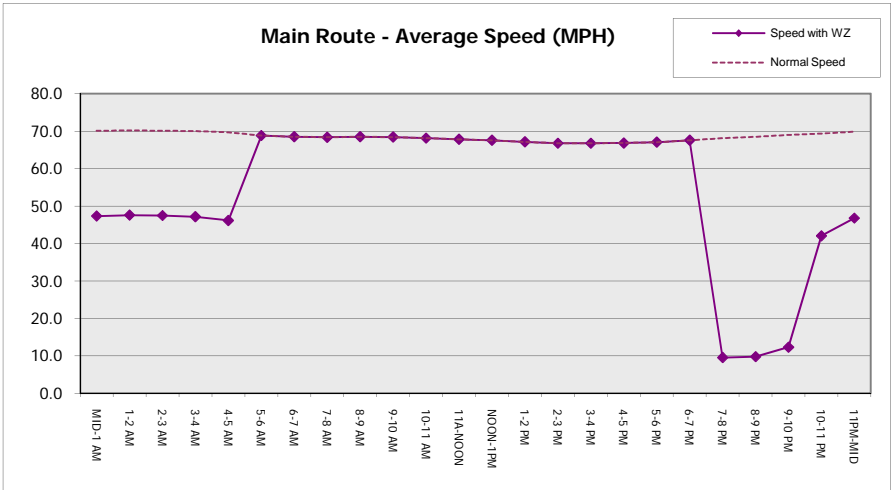
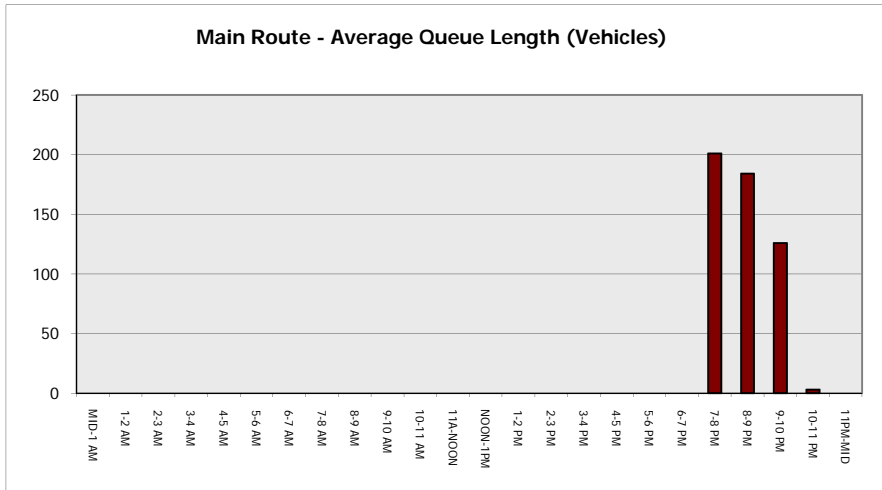
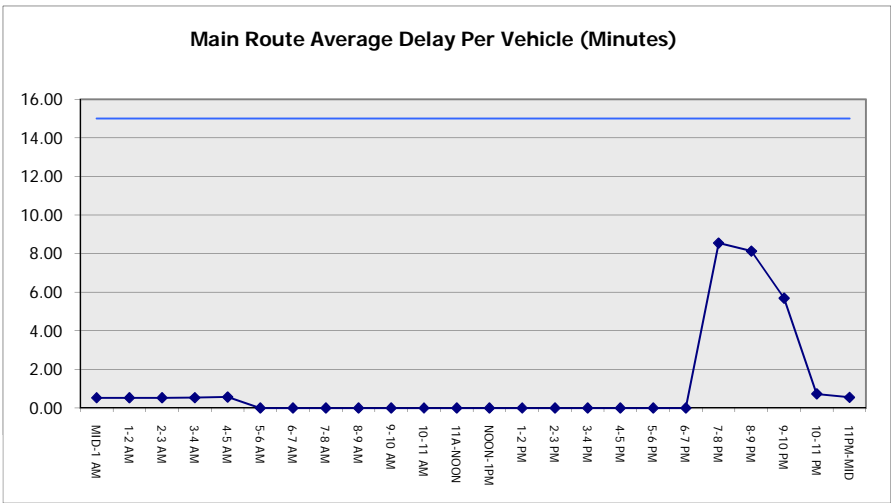
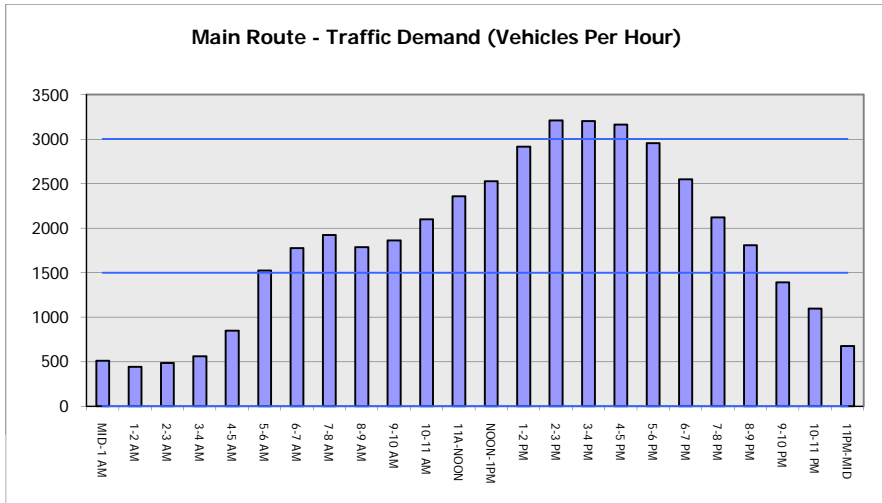
IMPACTS ON ROAD USERS	
ROAD USER COSTS PER DAY (DOLLARS)	\$10,716
CONGESTED HOURS PER DAY*	0

*Delays Exceeding 15 Minutes

IH 94: CARMICHAEL RD TO STH 35 S (ST CROIX COUNTY)
NIGHTTIME 2 LANE CLOSURE
DIVERSION ROUTE: CARMICHAEL RD - STAGELINE RD - USH 12

OCTOBER
 Analyzed for 2009
 Construction Season

GRAPHICAL REPRESENTATION OF TRAFFIC MODEL INPUT AND OUTPUT
FRIDAY WESTBOUND DIRECTION



IH 94: CARMICHAEL RD TO STH 35 S (ST CROIX COUNTY) NIGHTTIME 2 LANE CLOSURE DIVERSION ROUTE: CARMICHAEL RD - STAGELINE RD - USH 12	OCTOBER
	Analyzed for 2009 Construction Season

SUMMARY OF TRAFFIC MODEL OUTPUT	
FRIDAY	EASTBOUND DIRECTION

TIME OF DAY	FLOWS AND CAPACITY IN VEH/HR								AVERAGE SPEEDS IN MPH						
	MAIN		DIVERSION		SITE CAPA CITY	FLOW MAIN ROUTE	FLOW DIVER -TING	TOTAL DIVN FLOW	AV.DEL PER VEH (MINS)	AVERAGE QUEUE (VEH)	MAIN ROUTE		SITE	ALTERNATE ROUTE	
	DEMAND FLOW	PCT HEAVY	NORMAL FLOW	PCT HEAVY							WITHOUT WORK ZN	WITH WORK ZN		WITHOUT WORK ZN	WITH WORK ZN
MID-1 AM	490	0.0	32	0.0	1500	490	0	32	0.53	0	70.1	47.4	43.5	19.7	19.7
1-2 AM	360	0.0	24	0.0	1500	360	0	24	0.52	0	70.2	47.9	44.0	19.7	19.7
2-3 AM	281	0.0	18	0.0	1500	281	0	18	0.51	0	70.2	48.2	44.3	19.7	19.7
3-4 AM	325	0.0	22	0.0	1500	325	0	22	0.51	0	70.2	48.0	44.2	19.7	19.7
4-5 AM	399	0.0	26	0.0	1500	399	0	26	0.52	0	70.2	47.8	43.9	19.7	19.7
5-6 AM	710	0.0	48	0.0	OFF	710	0	48	0.00	0	69.9	69.9	69.9	19.6	19.6
6-7 AM	1096	0.0	72	0.0	OFF	1096	0	72	0.00	0	69.4	69.4	69.4	19.4	19.4
7-8 AM	1715	0.0	114	0.0	OFF	1715	0	114	0.00	0	68.6	68.6	68.6	19.2	19.2
8-9 AM	1931	0.0	128	0.0	OFF	1931	0	128	0.00	0	68.3	68.3	68.3	19.1	19.1
9-10 AM	2439	0.0	161	0.0	OFF	2439	0	161	0.00	0	67.7	67.7	67.7	18.9	18.9
10-11 AM	2879	0.0	190	0.0	OFF	2879	0	190	0.00	0	67.1	67.1	67.1	18.7	18.7
11A-NOON	2940	0.0	195	0.0	OFF	2940	0	195	0.00	0	67.1	67.1	67.1	18.7	18.7
NOON-1PM	2995	0.0	198	0.0	OFF	2995	0	198	0.00	0	67.0	67.0	67.0	18.6	18.6
1-2 PM	3535	0.0	235	0.0	OFF	3535	0	235	0.00	0	66.3	66.3	66.3	18.4	18.4
2-3 PM	3755	0.0	249	0.0	OFF	3755	0	249	0.00	0	65.2	65.2	65.2	18.3	18.3
3-4 PM	3948	0.0	262	0.0	OFF	3948	0	262	0.00	0	63.9	63.9	63.9	18.3	18.3
4-5 PM	3892	0.0	257	0.0	OFF	3892	0	257	0.00	0	64.3	64.3	64.3	18.3	18.3
5-6 PM	3547	0.0	235	0.0	OFF	3547	0	235	0.00	0	66.3	66.3	66.3	18.4	18.4
6-7 PM	3260	0.0	216	0.0	OFF	3260	0	216	0.00	0	66.7	66.7	66.7	18.5	18.5
7-8 PM	2501	0.0	165	0.0	1499	1741	761	926	10.18	245	67.6	8.6	31.4	18.8	15.4
8-9 PM	1635	0.0	108	0.0	1500	1410	225	333	7.71	174	68.7	10.1	31.1	19.2	18.7
9-10 PM	1292	0.0	85	0.0	1499	1292	0	85	2.60	70	69.1	21.5	33.7	19.3	19.6
10-11 PM	1048	0.0	69	0.0	1500	1048	0	69	0.59	0	69.4	45.5	41.5	19.4	19.4
11PM-MID	784	0.0	52	0.0	1500	784	0	52	0.56	0	69.7	46.3	42.5	19.6	19.6

"OFF" INDICATES NO ROAD WORK (ALL LANES OPEN TO TRAFFIC)

----- SITE BREAKDOWN DELAYS -----	
BREAKDOWN DURATION (MINS)	0
RANGE OF QUEUE DELAY - MIN	0.0
(VEH-H) MAX	0.0
RANGE OF DIVN DELAY - MIN	0.0
(VEH-H) MAX	0.0
AV BREAKDOWNS PER DAY	0.00
AV QUEUE DELAY/DAY (VEH-H)	0.0
AV DIVN DELAY/DAY (VEH-H)	0.0
AV TOTAL DELAY/DAY (VEH-H)	0.0

----- SITE ACCIDENT DELAYS -----	
ACCIDENT DURATION (MINS)	0
RANGE OF QUEUE DELAY - MIN	0.0
(VEH-H) MAX	0.0
RANGE OF DIVN DELAY - MIN	0.0
(VEH-H) MAX	0.0
AV ACCIDENTS PER DAY	0.00
AV QUEUE DELAY/DAY (VEH-H)	0.0
AV DIVN DELAY/DAY (VEH-H)	0.0
AV TOTAL DELAY/DAY (VEH-H)	0.0

AVERAGE ACCIDENT NUMBERS (PIA/DAY)	
MAIN ROUTE WITHOUT WORKS	0.0099
MAIN ROUTE WITH WORKS	0.0091
DIVERSION	0.0126

PIA: Personal Injury Accidents

IMPACTS ON ROAD USERS	
ROAD USER COSTS PER DAY (DOLLARS)	\$10,707
CONGESTED HOURS PER DAY*	0

*Delays Exceeding 15 Minutes

IH 94: CARMICHAEL RD TO STH 35 S (ST CROIX COUNTY)
NIGHTTIME 2 LANE CLOSURE
DIVERSION ROUTE: CARMICHAEL RD - STAGELINE RD - USH 12

OCTOBER
 Analyzed for 2009
 Construction Season

GRAPHICAL REPRESENTATION OF TRAFFIC MODEL INPUT AND OUTPUT
FRIDAY EASTBOUND DIRECTION

