

IH 94: CARMICHAEL RD TO STH 35 S (ST CROIX COUNTY) OFF-PEAK DAY 1 LANE CLOSURE DIVERSION ROUTE: CARMICHAEL RD - STAGELINE RD - USH 12	AUGUST
	Analyzed for 2009 Construction Season

SUMMARY OF TRAFFIC MODEL OUTPUT

SUNDAY WESTBOUND DIRECTION

TIME OF DAY	FLOWS AND CAPACITY IN VEH/HR										AVERAGE SPEEDS IN MPH				
	MAIN ROUTE		ALTERNATE ROUTE		SITE CAPA CITY	FLOW MAIN ROUTE	FLOW DIVER -TING	TOTAL DIVN FLOW	AV.DEL PER VEH (MINS)	AVERAGE QUEUE (VEH)	MAIN ROUTE		ALTERNATE ROUTE		
	DEMAND FLOW	PCT HEAVY	NORMAL FLOW	PCT HEAVY							WITHOUT WORK ZN	WITH WORK ZN	SITE	WITHOUT WORK ZN	WITH WORK ZN
MID-1 AM	447	0.0	29	0.0	OFF	447	0	29	0.00	0	70.2	70.2	70.2	19.7	19.7
1-2 AM	315	0.0	21	0.0	OFF	315	0	21	0.00	0	70.2	70.2	70.2	19.7	19.7
2-3 AM	242	0.0	16	0.0	OFF	242	0	16	0.00	0	70.2	70.2	70.2	19.7	19.7
3-4 AM	240	0.0	16	0.0	OFF	240	0	16	0.00	0	70.2	70.2	70.2	19.7	19.7
4-5 AM	247	0.0	16	0.0	OFF	247	0	16	0.00	0	70.2	70.2	70.2	19.7	19.7
5-6 AM	287	0.0	19	0.0	OFF	287	0	19	0.00	0	70.2	70.2	70.2	19.7	19.7
6-7 AM	383	0.0	25	0.0	OFF	383	0	25	0.00	0	70.2	70.2	70.2	19.7	19.7
7-8 AM	615	0.0	41	0.0	OFF	615	0	41	0.00	0	70.0	70.0	70.0	19.6	19.6
8-9 AM	969	0.0	64	0.0	OFF	969	0	64	0.00	0	69.6	69.6	69.6	19.5	19.5
9-10 AM	1440	0.0	95	0.0	3000	1440	0	95	0.34	0	68.9	52.8	49.7	19.3	19.3
10-11 AM	2167	0.0	144	0.0	3000	2167	0	144	0.33	0	68.1	52.7	49.7	19.0	19.0
11A-NOON	2793	0.0	185	0.0	2999	2793	0	185	0.59	0	67.3	44.6	40.8	18.8	18.8
NOON-1PM	3181	0.0	211	0.0	2999	3181	0	211	1.58	59	66.8	28.9	37.3	18.6	18.8
1-2 PM	3788	0.0	251	0.0	3000	3414	374	625	8.53	448	65.0	12.0	37.3	18.3	18.8
2-3 PM	4393	0.0	291	0.0	3000	3256	1137	1428	13.68	729	60.9	9.8	37.3	18.1	14.7
3-4 PM	4682	0.0	310	0.0	2999	3086	1596	1906+	17.10	923	58.9	9.1	37.3	17.9	13.0
4-5 PM	4915	0.0	325	0.0	3000	3000	1915	2240+	17.35	942	57.3	9.1	37.3	17.8	12.9
5-6 PM	4608	0.0	305	0.0	3000	2985	1622	1927+	17.33	934	59.4	9.1	37.3	18.0	12.9
6-7 PM	4048	0.0	268	0.0	2999	2757	1291	1559	15.25	810	63.2	9.5	37.3	18.2	13.8
7-8 PM	3446	0.0	228	0.0	OFF	3446	0	228	0.97	90	66.4	36.3	36.3	18.4	18.4
8-9 PM	2836	0.0	188	0.0	OFF	2836	0	188	0.00	0	67.2	67.2	67.2	18.7	18.7
9-10 PM	2058	0.0	136	0.0	OFF	2058	0	136	0.00	0	68.2	68.2	68.2	19.0	19.0
10-11 PM	1374	0.0	91	0.0	OFF	1374	0	91	0.00	0	69.1	69.1	69.1	19.3	19.3
11PM-MID	964	0.0	64	0.0	OFF	964	0	64	0.00	0	69.6	69.6	69.6	19.5	19.5

"OFF" INDICATES NO ROAD WORK (ALL LANES OPEN TO TRAFFIC)

+ INDICATES DIVERSION FLOW EXCEEDS USER-SPECIFIED WARNING LIMIT

----- SITE BREAKDOWN DELAYS -----	
BREAKDOWN DURATION (MINS)	0
RANGE OF QUEUE DELAY - MIN	0.0
(VEH-H) MAX	0.0
RANGE OF DIVN DELAY - MIN	0.0
(VEH-H) MAX	0.0
AV BREAKDOWNS PER DAY	0.00
AV QUEUE DELAY/DAY (VEH-H)	0.0
AV DIVN DELAY/DAY (VEH-H)	0.0
AV TOTAL DELAY/DAY (VEH-H)	0.0

----- SITE ACCIDENT DELAYS -----	
ACCIDENT DURATION (MINS)	0
RANGE OF QUEUE DELAY - MIN	0.0
(VEH-H) MAX	0.0
RANGE OF DIVN DELAY - MIN	0.0
(VEH-H) MAX	0.0
AV ACCIDENTS PER DAY	0.00
AV QUEUE DELAY/DAY (VEH-H)	0.0
AV DIVN DELAY/DAY (VEH-H)	0.0
AV TOTAL DELAY/DAY (VEH-H)	0.0

AVERAGE ACCIDENT NUMBERS (PIA/DAY)	
MAIN ROUTE WITHOUT WORKS	0.0104
MAIN ROUTE WITH WORKS	0.0069
DIVERSION	0.0344

PIA: Personal Injury Accidents

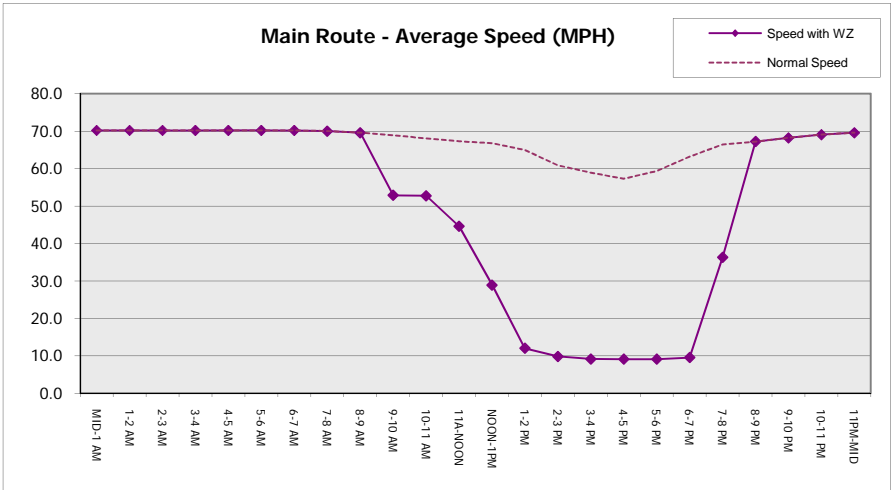
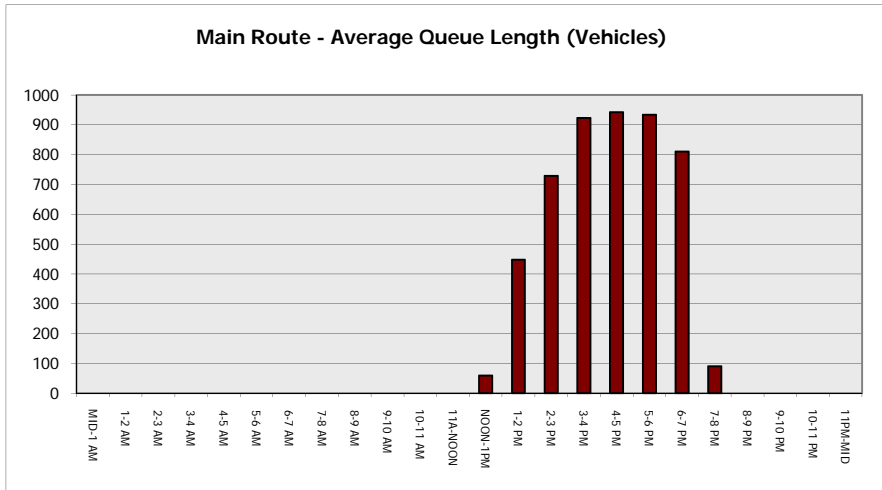
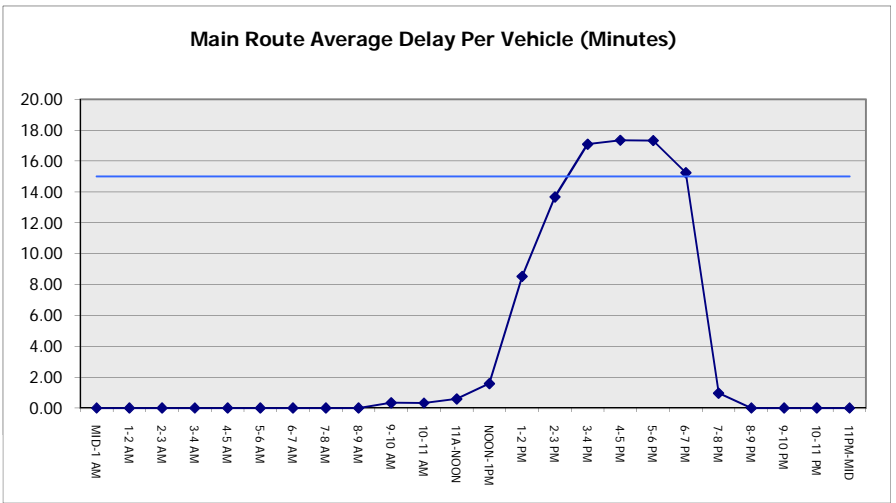
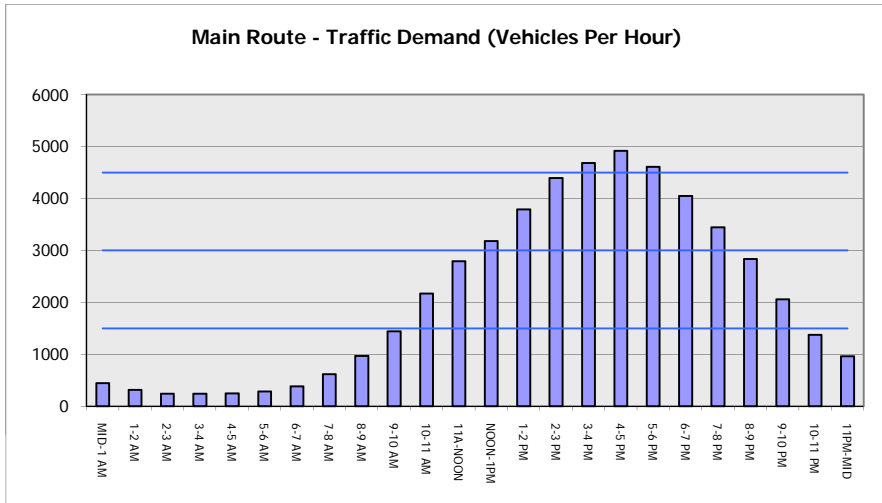
IMPACTS ON ROAD USERS	
ROAD USER COSTS PER DAY (DOLLARS)	\$119,027
CONGESTED HOURS PER DAY*	4

*Delays Exceeding 15 Minutes

IH 94: CARMICHAEL RD TO STH 35 S (ST CROIX COUNTY)
OFF-PEAK DAY 1 LANE CLOSURE
DIVERSION ROUTE: CARMICHAEL RD - STAGELINE RD - USH 12

AUGUST
 Analyzed for 2009
 Construction Season

GRAPHICAL REPRESENTATION OF TRAFFIC MODEL INPUT AND OUTPUT
SUNDAY WESTBOUND DIRECTION



IH 94: CARMICHAEL RD TO STH 35 S (ST CROIX COUNTY) OFF-PEAK DAY 1 LANE CLOSURE DIVERSION ROUTE: CARMICHAEL RD - STAGELINE RD - USH 12	AUGUST
	Analyzed for 2009 Construction Season

SUMMARY OF TRAFFIC MODEL OUTPUT

SUNDAY EASTBOUND DIRECTION

TIME OF DAY	FLOWS AND CAPACITY IN VEH/HR								AVERAGE SPEEDS IN MPH						
	MAIN		DIVERSION		SITE CAPA CITY	FLOW MAIN ROUTE	FLOW DIVER -TING	TOTAL DIVN FLOW	AV.DEL PER VEH (MINS)	AVERAGE QUEUE (VEH)	MAIN ROUTE		ALTERNATE ROUTE		
	DEMAND FLOW	PCT HEAVY	NORMAL FLOW	PCT HEAVY							WITHOUT WORK ZN	WITH WORK ZN	SITE	WITHOUT WORK ZN	WITH WORK ZN
MID-1 AM	435	0.0	29	0.0	OFF	435	0	29	0.00	0	70.2	70.2	70.2	19.7	19.7
1-2 AM	286	0.0	19	0.0	OFF	286	0	19	0.00	0	70.2	70.2	70.2	19.7	19.7
2-3 AM	217	0.0	14	0.0	OFF	217	0	14	0.00	0	70.2	70.2	70.2	19.8	19.8
3-4 AM	184	0.0	12	0.0	OFF	184	0	12	0.00	0	70.2	70.2	70.2	19.8	19.8
4-5 AM	195	0.0	13	0.0	OFF	195	0	13	0.00	0	70.2	70.2	70.2	19.8	19.8
5-6 AM	306	0.0	21	0.0	OFF	306	0	21	0.00	0	70.2	70.2	70.2	19.7	19.7
6-7 AM	643	0.0	42	0.0	OFF	643	0	42	0.00	0	69.9	69.9	69.9	19.6	19.6
7-8 AM	1089	0.0	72	0.0	OFF	1089	0	72	0.00	0	69.4	69.4	69.4	19.4	19.4
8-9 AM	1609	0.0	107	0.0	OFF	1609	0	107	0.00	0	68.7	68.7	68.7	19.2	19.2
9-10 AM	2372	0.0	157	0.0	2999	2372	0	157	0.38	0	67.8	50.9	47.6	18.9	18.9
10-11 AM	3047	0.0	202	0.0	2999	3047	0	202	0.99	18	66.9	36.1	37.7	18.6	18.6
11A-NOON	3190	0.0	211	0.0	2999	3190	0	211	3.41	155	66.8	18.8	37.3	18.6	19.3
NOON-1PM	3518	0.0	233	0.0	3000	3225	292	526	8.40	428	66.4	12.0	37.3	18.4	19.3
1-2 PM	3447	0.0	228	0.0	2999	2965	482	710	9.30	473	66.4	11.4	37.3	18.4	18.4
2-3 PM	3146	0.0	209	0.0	2999	2933	213	422	8.19	411	66.8	12.0	37.3	18.6	19.9
3-4 PM	3026	0.0	200	0.0	3000	2982	44	243	7.60	378	66.9	12.5	37.3	18.6	20.8
4-5 PM	2916	0.0	193	0.0	2999	2916	0	193	6.94	343	67.1	13.0	37.3	18.7	20.9
5-6 PM	2553	0.0	169	0.0	2999	2553	0	169	1.58	107	67.6	30.1	42.8	18.8	19.4
6-7 PM	2289	0.0	151	0.0	3000	2289	0	151	0.33	0	67.9	52.7	49.7	18.9	18.9
7-8 PM	1929	0.0	128	0.0	OFF	1929	0	128	0.00	0	68.3	68.3	68.3	19.1	19.1
8-9 PM	1613	0.0	107	0.0	OFF	1613	0	107	0.00	0	68.7	68.7	68.7	19.2	19.2
9-10 PM	1139	0.0	76	0.0	OFF	1139	0	76	0.00	0	69.3	69.3	69.3	19.4	19.4
10-11 PM	788	0.0	52	0.0	OFF	788	0	52	0.00	0	69.7	69.7	69.7	19.6	19.6
11PM-MID	543	0.0	36	0.0	OFF	543	0	36	0.00	0	70.0	70.0	70.0	19.6	19.6

"OFF" INDICATES NO ROAD WORK (ALL LANES OPEN TO TRAFFIC)

----- SITE BREAKDOWN DELAYS -----	
BREAKDOWN DURATION (MINS)	0
RANGE OF QUEUE DELAY - MIN	0.0
(VEH-H) MAX	0.0
RANGE OF DIVN DELAY - MIN	0.0
(VEH-H) MAX	0.0
AV BREAKDOWNS PER DAY	0.00
AV QUEUE DELAY/DAY (VEH-H)	0.0
AV DIVN DELAY/DAY (VEH-H)	0.0
AV TOTAL DELAY/DAY (VEH-H)	0.0

----- SITE ACCIDENT DELAYS -----	
ACCIDENT DURATION (MINS)	0
RANGE OF QUEUE DELAY - MIN	0.0
(VEH-H) MAX	0.0
RANGE OF DIVN DELAY - MIN	0.0
(VEH-H) MAX	0.0
AV ACCIDENTS PER DAY	0.00
AV QUEUE DELAY/DAY (VEH-H)	0.0
AV DIVN DELAY/DAY (VEH-H)	0.0
AV TOTAL DELAY/DAY (VEH-H)	0.0

AVERAGE ACCIDENT NUMBERS (PIA/DAY)	
MAIN ROUTE WITHOUT WORKS	0.0084
MAIN ROUTE WITH WORKS	0.0063
DIVERSION	0.0113

PIA: Personal Injury Accidents

IMPACTS ON ROAD USERS	
ROAD USER COSTS PER DAY (DOLLARS)	\$43,544
CONGESTED HOURS PER DAY*	0

*Delays Exceeding 15 Minutes

IH 94: CARMICHAEL RD TO STH 35 S (ST CROIX COUNTY)
OFF-PEAK DAY 1 LANE CLOSURE
DIVERSION ROUTE: CARMICHAEL RD - STAGELINE RD - USH 12

AUGUST
 Analyzed for 2009
 Construction Season

GRAPHICAL REPRESENTATION OF TRAFFIC MODEL INPUT AND OUTPUT

SUNDAY EASTBOUND DIRECTION

