

|   |  |
|---|--|
| <b>IH 94: STH 35 N TO CARMICHAEL RD (ST CROIX COUNTY)</b><br><b>CONTINUOUS (24 HOUR) 1 LANE CLOSURE</b><br><b>DIVERSION ROUTE: STH 35 - COULEE RD - CARMICHAEL RD</b> | <b>OCTOBER</b>                           |
|   | Analyzed for 2009<br>Construction Season |

**SUMMARY OF TRAFFIC MODEL OUTPUT**

**SUNDAY WESTBOUND DIRECTION**

| TIME OF DAY | FLOWS AND CAPACITY IN VEH/HR |           |                 |           |                |                 | AVERAGE SPEEDS IN MPH |                 |                       |                     |                 |              |                 |                 |              |
|-------------|------------------------------|-----------|-----------------|-----------|----------------|-----------------|-----------------------|-----------------|-----------------------|---------------------|-----------------|--------------|-----------------|-----------------|--------------|
|             | MAIN ROUTE                   |           | ALTERNATE ROUTE |           | SITE CAPA CITY | FLOW MAIN ROUTE | FLOW DIVER -TING      | TOTAL DIVN FLOW | AV.DEL PER VEH (MINS) | AVERAGE QUEUE (VEH) | MAIN ROUTE      |              | ALTERNATE ROUTE |                 |              |
|             | DEMAND FLOW                  | PCT HEAVY | NORMAL FLOW     | PCT HEAVY |                |                 |                       |                 |                       |                     | WITHOUT WORK ZN | WITH WORK ZN | SITE            | WITHOUT WORK ZN | WITH WORK ZN |
| MID-1 AM    | 397                          | 0.0       | 47              | 0.0       | 3000           | 397             | 0                     | 47              | 0.36                  | 0                   | 70.2            | 55.6         | 49.7            | 19.5            | 19.5         |
| 1-2 AM      | 304                          | 0.0       | 36              | 0.0       | 3000           | 304             | 0                     | 36              | 0.36                  | 0                   | 70.2            | 55.6         | 49.7            | 19.6            | 19.6         |
| 2-3 AM      | 260                          | 0.0       | 30              | 0.0       | 3000           | 260             | 0                     | 30              | 0.36                  | 0                   | 70.2            | 55.6         | 49.7            | 19.6            | 19.6         |
| 3-4 AM      | 251                          | 0.0       | 29              | 0.0       | 3000           | 251             | 0                     | 29              | 0.36                  | 0                   | 70.2            | 55.6         | 49.7            | 19.6            | 19.6         |
| 4-5 AM      | 253                          | 0.0       | 29              | 0.0       | 3000           | 253             | 0                     | 29              | 0.36                  | 0                   | 70.2            | 55.6         | 49.7            | 19.6            | 19.6         |
| 5-6 AM      | 325                          | 0.0       | 39              | 0.0       | 3000           | 325             | 0                     | 39              | 0.36                  | 0                   | 70.2            | 55.6         | 49.7            | 19.6            | 19.6         |
| 6-7 AM      | 426                          | 0.0       | 50              | 0.0       | 3000           | 426             | 0                     | 50              | 0.36                  | 0                   | 70.2            | 55.6         | 49.7            | 19.5            | 19.5         |
| 7-8 AM      | 606                          | 0.0       | 71              | 0.0       | 3000           | 606             | 0                     | 71              | 0.36                  | 0                   | 70.0            | 55.5         | 49.7            | 19.3            | 19.3         |
| 8-9 AM      | 946                          | 0.0       | 111             | 0.0       | 3000           | 946             | 0                     | 111             | 0.35                  | 0                   | 69.6            | 55.4         | 49.7            | 19.0            | 19.0         |
| 9-10 AM     | 1516                         | 0.0       | 179             | 0.0       | 3000           | 1516            | 0                     | 179             | 0.34                  | 0                   | 68.9            | 55.3         | 49.7            | 18.4            | 18.4         |
| 10-11 AM    | 2147                         | 0.0       | 253             | 0.0       | 3000           | 2147            | 0                     | 253             | 0.33                  | 0                   | 68.1            | 55.1         | 49.7            | 17.9            | 17.9         |
| 11A-NOON    | 2805                         | 0.0       | 331             | 0.0       | 2999           | 2805            | 0                     | 331             | 0.60                  | 0                   | 67.3            | 47.4         | 40.6            | 17.3            | 17.3         |
| NOON-1PM    | 3138                         | 0.0       | 369             | 0.0       | 2999           | 3138            | 0                     | 369             | 1.39                  | 43                  | 66.8            | 34.0         | 37.3            | 17.0            | 17.0         |
| 1-2 PM      | 3603                         | 0.0       | 424             | 0.0       | 3000           | 3499            | 104                   | 528             | 7.33                  | 389                 | 66.3            | 13.7         | 37.3            | 16.5            | 17.5         |
| 2-3 PM      | 4097                         | 0.0       | 482             | 0.0       | 2999           | 3369            | 728                   | 1210            | 15.46                 | 826                 | 62.8            | 9.9          | 37.3            | 16.1            | 13.9         |
| 3-4 PM      | 4564                         | 0.0       | 538             | 0.0       | 2999           | 3167            | 1397                  | 1935+           | 21.02                 | 1140                | 59.7            | 8.9          | 37.3            | 15.6            | 11.9         |
| 4-5 PM      | 4716                         | 0.0       | 556             | 0.0       | 3000           | 3000            | 1715                  | 2271+           | 21.59                 | 1176                | 58.6            | 8.8          | 37.3            | 15.5            | 11.7         |
| 5-6 PM      | 4496                         | 0.0       | 530             | 0.0       | 3000           | 2962            | 1534                  | 2064+           | 21.39                 | 1159                | 60.1            | 8.9          | 37.3            | 15.7            | 11.7         |
| 6-7 PM      | 3953                         | 0.0       | 466             | 0.0       | 3000           | 2867            | 1086                  | 1552            | 19.99                 | 1070                | 63.8            | 9.1          | 37.3            | 16.2            | 12.2         |
| 7-8 PM      | 3633                         | 0.0       | 428             | 0.0       | 2999           | 2758            | 874                   | 1302            | 16.86                 | 893                 | 66.0            | 9.6          | 37.3            | 16.5            | 13.3         |
| 8-9 PM      | 2965                         | 0.0       | 350             | 0.0       | 2999           | 2636            | 329                   | 679             | 10.65                 | 554                 | 67.1            | 11.5         | 37.3            | 17.1            | 17.3         |
| 9-10 PM     | 2132                         | 0.0       | 251             | 0.0       | 2999           | 2132            | 0                     | 251             | 1.35                  | 115                 | 68.1            | 35.7         | 46.5            | 17.9            | 18.3         |
| 10-11 PM    | 1411                         | 0.0       | 166             | 0.0       | 3000           | 1411            | 0                     | 166             | 0.34                  | 0                   | 69.0            | 55.3         | 49.7            | 18.6            | 18.6         |
| 11PM-MID    | 832                          | 0.0       | 98              | 0.0       | 3000           | 832             | 0                     | 98              | 0.35                  | 0                   | 69.7            | 55.5         | 49.7            | 19.1            | 19.1         |

+ INDICATES DIVERSION FLOW EXCEEDS USER-SPECIFIED WARNING LIMIT

| *----- SITE BREAKDOWN DELAYS -----*    |      |
|--|------|
| BREAKDOWN DURATION (MINS)              | 0    |
| RANGE OF QUEUE DELAY - MIN (VEH-H) MAX | 0.0  |
| RANGE OF DIVN DELAY - MIN (VEH-H) MAX  | 0.0  |
| AV BREAKDOWNS PER DAY                  | 0.00 |
| AV QUEUE DELAY/DAY (VEH-H)             | 0.0  |
| AV DIVN DELAY/DAY (VEH-H)              | 0.0  |
| AV TOTAL DELAY/DAY (VEH-H)             | 0.0  |

| *----- SITE ACCIDENT DELAYS -----*     |      |
|--|------|
| ACCIDENT DURATION (MINS)               | 0    |
| RANGE OF QUEUE DELAY - MIN (VEH-H) MAX | 0.0  |
| RANGE OF DIVN DELAY - MIN (VEH-H) MAX  | 0.0  |
| AV ACCIDENTS PER DAY                   | 0.00 |
| AV QUEUE DELAY/DAY (VEH-H)             | 0.0  |
| AV DIVN DELAY/DAY (VEH-H)              | 0.0  |
| AV TOTAL DELAY/DAY (VEH-H)             | 0.0  |

| AVERAGE ACCIDENT NUMBERS (PIA/DAY) |        |
|------------------------------------|--------|
| MAIN ROUTE WITHOUT WORKS           | 0.0127 |
| MAIN ROUTE WITH WORKS              | 0.0079 |
| DIVERSION                          | 0.0445 |

PIA: Personal Injury Accidents

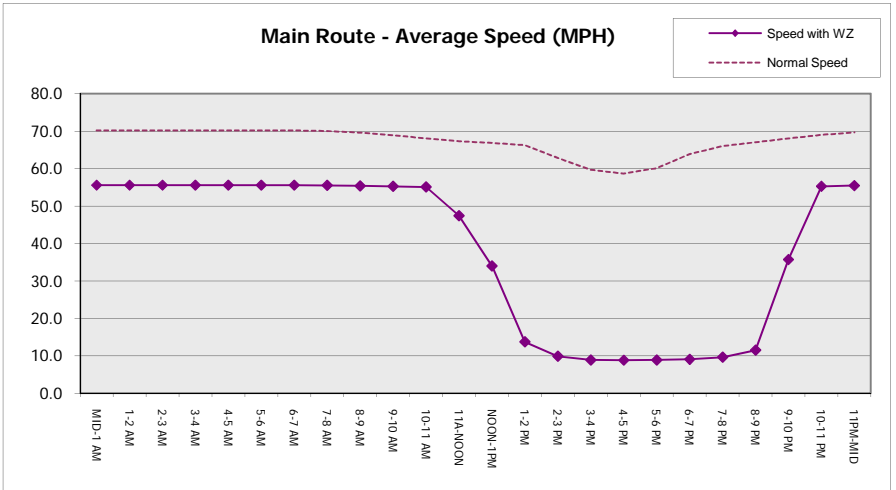
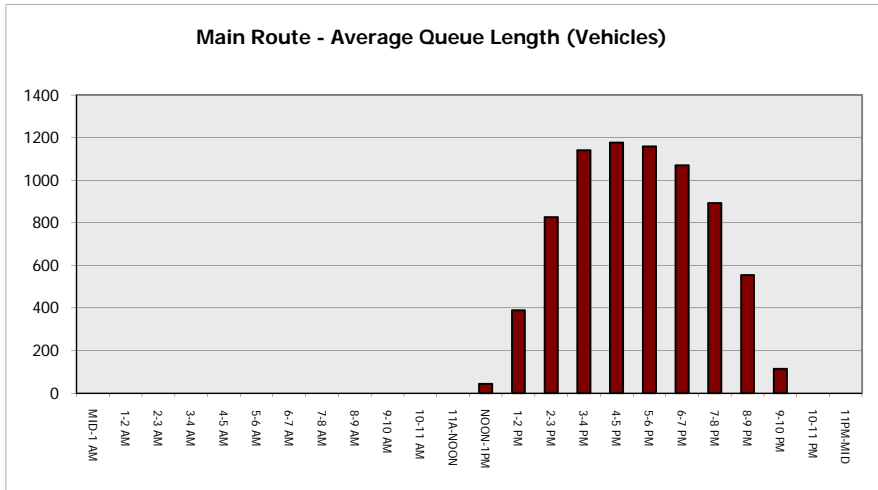
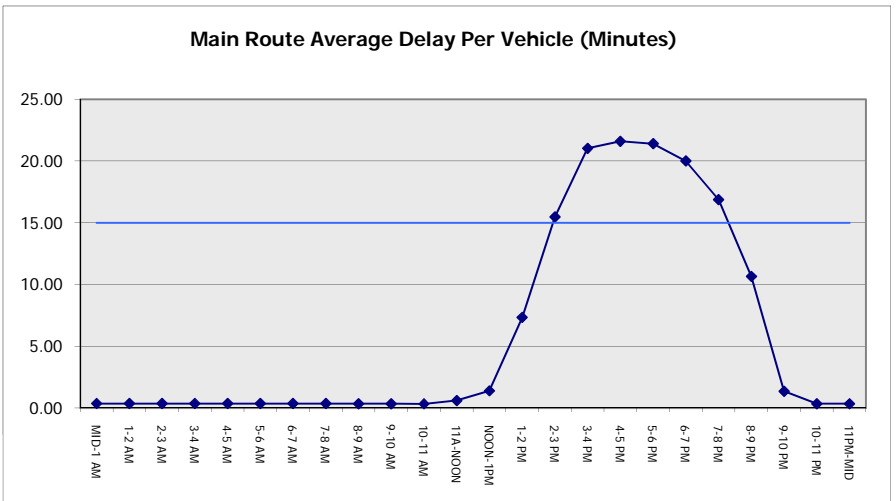
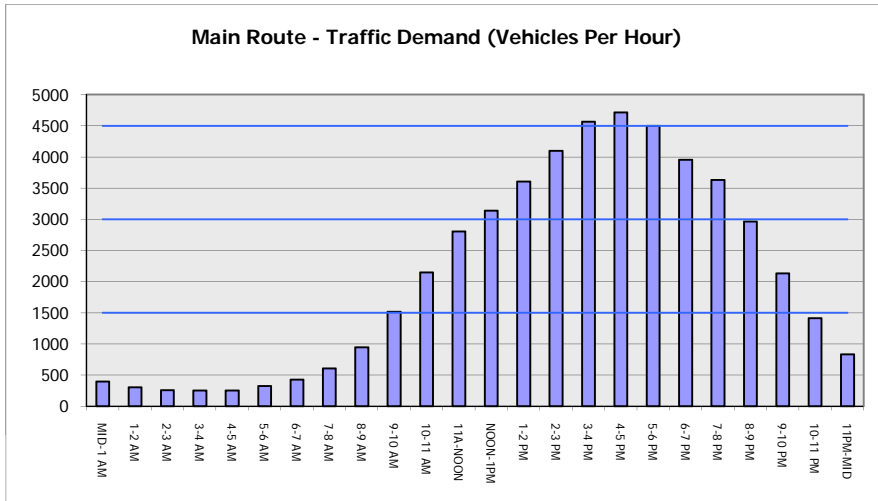
| IMPACTS ON ROAD USERS              |           |
|------------------------------------|-----------|
| ROAD USER COSTS PER DAY ( DOLLARS) | \$169,333 |
| CONGESTED HOURS PER DAY*           | 6         |

\*Delays Exceeding 15 Minutes

**IH 94: STH 35 N TO CARMICHAEL RD (ST CROIX COUNTY)  
 CONTINUOUS (24 HOUR) 1 LANE CLOSURE  
 DIVERSION ROUTE: STH 35 - COULEE RD - CARMICHAEL RD**

**OCTOBER**  
 Analyzed for 2009  
 Construction Season

**GRAPHICAL REPRESENTATION OF TRAFFIC MODEL INPUT AND OUTPUT**  
**SUNDAY WESTBOUND DIRECTION**



|   |  |
|---|--|
| <b>IH 94: STH 35 N TO CARMICHAEL RD (ST CROIX COUNTY)</b><br><b>CONTINUOUS (24 HOUR) 1 LANE CLOSURE</b><br><b>DIVERSION ROUTE: STH 35 - COULEE RD - CARMICHAEL RD</b> | <b>OCTOBER</b>                           |
|   | Analyzed for 2009<br>Construction Season |

**SUMMARY OF TRAFFIC MODEL OUTPUT**

SUNDAY EASTBOUND DIRECTION

| TIME OF DAY | FLOWS AND CAPACITY IN VEH/HR |           |             |           |                |                 |                  | AVERAGE SPEEDS IN MPH |                       |                     | AVERAGE SPEEDS IN MPH |              |                 |                 |              |
|-------------|------------------------------|-----------|-------------|-----------|----------------|-----------------|------------------|-----------------------|-----------------------|---------------------|-----------------------|--------------|-----------------|-----------------|--------------|
|             | MAIN                         |           | DIVERSION   |           | SITE CAPA CITY | FLOW MAIN ROUTE | FLOW DIVER -TING | TOTAL DIVN FLOW       | AV.DEL PER VEH (MINS) | AVERAGE QUEUE (VEH) | MAIN ROUTE            |              | ALTERNATE ROUTE |                 |              |
|             | DEMAND FLOW                  | PCT HEAVY | NORMAL FLOW | PCT HEAVY |                |                 |                  |                       |                       |                     | WITHOUT WORK ZN       | WITH WORK ZN | SITE            | WITHOUT WORK ZN | WITH WORK ZN |
| MID-1 AM    | 459                          | 0.0       | 54          | 0.0       | 3000           | 459             | 0                | 54                    | 0.36                  | 0                   | 70.2                  | 55.5         | 49.7            | 19.4            | 19.4         |
| 1-2 AM      | 286                          | 0.0       | 33          | 0.0       | 3000           | 286             | 0                | 33                    | 0.36                  | 0                   | 70.2                  | 55.6         | 49.7            | 19.6            | 19.6         |
| 2-3 AM      | 239                          | 0.0       | 28          | 0.0       | 3000           | 239             | 0                | 28                    | 0.36                  | 0                   | 70.2                  | 55.6         | 49.7            | 19.6            | 19.6         |
| 3-4 AM      | 197                          | 0.0       | 23          | 0.0       | 3000           | 197             | 0                | 23                    | 0.36                  | 0                   | 70.2                  | 55.6         | 49.7            | 19.7            | 19.7         |
| 4-5 AM      | 246                          | 0.0       | 29          | 0.0       | 3000           | 246             | 0                | 29                    | 0.36                  | 0                   | 70.2                  | 55.6         | 49.7            | 19.6            | 19.6         |
| 5-6 AM      | 339                          | 0.0       | 40          | 0.0       | 3000           | 339             | 0                | 40                    | 0.36                  | 0                   | 70.2                  | 55.6         | 49.7            | 19.6            | 19.6         |
| 6-7 AM      | 588                          | 0.0       | 69          | 0.0       | 3000           | 588             | 0                | 69                    | 0.36                  | 0                   | 70.0                  | 55.5         | 49.7            | 19.3            | 19.3         |
| 7-8 AM      | 949                          | 0.0       | 112         | 0.0       | 3000           | 949             | 0                | 112                   | 0.35                  | 0                   | 69.6                  | 55.4         | 49.7            | 19.0            | 19.0         |
| 8-9 AM      | 1432                         | 0.0       | 169         | 0.0       | 3000           | 1432            | 0                | 169                   | 0.34                  | 0                   | 68.9                  | 55.3         | 49.7            | 18.6            | 18.6         |
| 9-10 AM     | 2200                         | 0.0       | 259         | 0.0       | 2999           | 2200            | 0                | 259                   | 0.33                  | 0                   | 68.0                  | 55.0         | 49.7            | 17.8            | 17.8         |
| 10-11 AM    | 2931                         | 0.0       | 345         | 0.0       | 2999           | 2931            | 0                | 345                   | 0.80                  | 9                   | 67.1                  | 43.0         | 39.0            | 17.1            | 17.1         |
| 11A-NOON    | 3347                         | 0.0       | 395         | 0.0       | 3000           | 3347            | 0                | 395                   | 3.85                  | 194                 | 66.6                  | 19.3         | 37.3            | 16.8            | 17.3         |
| NOON-1PM    | 3445                         | 0.0       | 406         | 0.0       | 2999           | 3213            | 232              | 638                   | 10.15                 | 523                 | 66.4                  | 11.7         | 37.3            | 16.7            | 17.4         |
| 1-2 PM      | 3493                         | 0.0       | 411         | 0.0       | 2999           | 3034            | 459              | 870                   | 11.93                 | 618                 | 66.4                  | 10.9         | 37.3            | 16.6            | 16.0         |
| 2-3 PM      | 3474                         | 0.0       | 409         | 0.0       | 2999           | 2992            | 482              | 891                   | 12.11                 | 628                 | 66.4                  | 10.8         | 37.3            | 16.6            | 15.8         |
| 3-4 PM      | 3424                         | 0.0       | 403         | 0.0       | 2999           | 2974            | 450              | 852                   | 11.79                 | 610                 | 66.5                  | 10.9         | 37.3            | 16.7            | 16.1         |
| 4-5 PM      | 3345                         | 0.0       | 394         | 0.0       | 3000           | 2954            | 391              | 784                   | 11.26                 | 581                 | 66.6                  | 11.1         | 37.3            | 16.8            | 16.5         |
| 5-6 PM      | 2965                         | 0.0       | 350         | 0.0       | 2999           | 2835            | 130              | 479                   | 9.20                  | 468                 | 67.1                  | 12.2         | 37.3            | 17.1            | 18.4         |
| 6-7 PM      | 2382                         | 0.0       | 280         | 0.0       | 2999           | 2382            | 0                | 280                   | 1.74                  | 142                 | 67.8                  | 31.6         | 44.8            | 17.6            | 18.1         |
| 7-8 PM      | 2074                         | 0.0       | 244         | 0.0       | 3000           | 2074            | 0                | 244                   | 0.33                  | 0                   | 68.2                  | 55.1         | 49.7            | 17.9            | 17.9         |
| 8-9 PM      | 1406                         | 0.0       | 165         | 0.0       | 3000           | 1406            | 0                | 165                   | 0.34                  | 0                   | 69.0                  | 55.3         | 49.7            | 18.6            | 18.6         |
| 9-10 PM     | 1049                         | 0.0       | 123         | 0.0       | 3000           | 1049            | 0                | 123                   | 0.35                  | 0                   | 69.4                  | 55.4         | 49.7            | 18.9            | 18.9         |
| 10-11 PM    | 789                          | 0.0       | 93          | 0.0       | 3000           | 789             | 0                | 93                    | 0.35                  | 0                   | 69.7                  | 55.5         | 49.7            | 19.1            | 19.1         |
| 11PM-MID    | 519                          | 0.0       | 61          | 0.0       | 3000           | 519             | 0                | 61                    | 0.36                  | 0                   | 70.1                  | 55.5         | 49.7            | 19.4            | 19.4         |

| *----- SITE BREAKDOWN DELAYS -----* |      |
|-------------------------------------|------|
| BREAKDOWN DURATION (MINS)           | 0    |
| RANGE OF QUEUE DELAY - MIN          | 0.0  |
| (VEH-H) MAX                         | 0.0  |
| RANGE OF DIVN DELAY - MIN           | 0.0  |
| (VEH-H) MAX                         | 0.0  |
| AV BREAKDOWNS PER DAY               | 0.00 |
| AV QUEUE DELAY/DAY (VEH-H)          | 0.0  |
| AV DIVN DELAY/DAY (VEH-H)           | 0.0  |
| AV TOTAL DELAY/DAY (VEH-H)          | 0.0  |

| *----- SITE ACCIDENT DELAYS -----* |      |
|------------------------------------|------|
| ACCIDENT DURATION (MINS)           | 0    |
| RANGE OF QUEUE DELAY - MIN         | 0.0  |
| (VEH-H) MAX                        | 0.0  |
| RANGE OF DIVN DELAY - MIN          | 0.0  |
| (VEH-H) MAX                        | 0.0  |
| AV ACCIDENTS PER DAY               | 0.00 |
| AV QUEUE DELAY/DAY (VEH-H)         | 0.0  |
| AV DIVN DELAY/DAY (VEH-H)          | 0.0  |
| AV TOTAL DELAY/DAY (VEH-H)         | 0.0  |

| AVERAGE ACCIDENT NUMBERS (PIA/DAY) |        |
|------------------------------------|--------|
| MAIN ROUTE WITHOUT WORKS           | 0.0106 |
| MAIN ROUTE WITH WORKS              | 0.0074 |
| DIVERSION                          | 0.0230 |

PIA: Personal Injury Accidents

| IMPACTS ON ROAD USERS              |          |
|------------------------------------|----------|
| ROAD USER COSTS PER DAY ( DOLLARS) | \$73,896 |
| CONGESTED HOURS PER DAY*           | 0        |

\*Delays Exceeding 15 Minutes

**IH 94: STH 35 N TO CARMICHAEL RD (ST CROIX COUNTY)  
 CONTINUOUS (24 HOUR) 1 LANE CLOSURE  
 DIVERSION ROUTE: STH 35 - COULEE RD - CARMICHAEL RD**

**OCTOBER**  
 Analyzed for 2009  
 Construction Season

**GRAPHICAL REPRESENTATION OF TRAFFIC MODEL INPUT AND OUTPUT**  
**SUNDAY EASTBOUND DIRECTION**

