

<b>IH 94: CARMICHAEL RD TO STH 35 S (ST CROIX COUNTY)</b> <b>CONTINUOUS (24 HOUR) 2 LANE CLOSURE</b> <b>DIVERSION ROUTE: CARMICHAEL RD - STAGELINE RD - USH 12</b>	<b>MAY</b>
	Analyzed for 2009 Construction Season

**SUMMARY OF TRAFFIC MODEL OUTPUT**

**SATURDAY WESTBOUND DIRECTION**

TIME OF DAY	FLOWS AND CAPACITY IN VEH/HR							AVERAGE SPEEDS IN MPH							
	MAIN ROUTE		ALTERNATE ROUTE		SITE CAPA CITY	FLOW MAIN ROUTE	FLOW DIVER -TING	TOTAL DIVN FLOW	AV.DEL PER VEH (MINS)	AVERAGE QUEUE (VEH)	MAIN ROUTE		ALTERNATE ROUTE		
	DEMAND FLOW	PCT HEAVY	NORMAL FLOW	PCT HEAVY							WITHOUT WORK ZN	WITH WORK ZN	SITE	WITHOUT WORK ZN	WITH WORK ZN
MID-1 AM	526	0.0	35	0.0	1500	526	0	35	0.54	0	70.0	47.3	43.4	19.7	19.7
1-2 AM	422	0.0	28	0.0	1500	422	0	28	0.52	0	70.2	47.7	43.8	19.7	19.7
2-3 AM	376	0.0	25	0.0	1500	376	0	25	0.52	0	70.2	47.8	44.0	19.7	19.7
3-4 AM	350	0.0	23	0.0	1500	350	0	23	0.52	0	70.2	47.9	44.1	19.7	19.7
4-5 AM	427	0.0	28	0.0	1500	427	0	28	0.52	0	70.2	47.6	43.8	19.7	19.7
5-6 AM	538	0.0	36	0.0	1500	538	0	36	0.54	0	70.0	47.3	43.3	19.6	19.6
6-7 AM	747	0.0	50	0.0	1500	747	0	50	0.56	0	69.8	46.5	42.6	19.6	19.6
7-8 AM	1130	0.0	75	0.0	1499	1130	0	75	0.67	0	69.3	43.5	39.5	19.4	19.4
8-9 AM	1568	0.0	104	0.0	1499	1568	0	104	1.67	22	68.8	27.8	31.2	19.3	19.3
9-10 AM	2032	0.0	134	0.0	1500	1626	406	540	8.24	191	68.2	9.7	30.8	19.1	17.5
10-11 AM	2406	0.0	159	0.0	1500	1547	859	1018	10.55	248	67.8	8.3	30.8	18.9	14.8
11A-NOON	2462	0.0	163	0.0	1499	1501	961	1124	11.16	264	67.7	8.1	30.8	18.9	14.2
NOON-1PM	2449	0.0	162	0.0	1499	1496	953	1115	11.10	262	67.7	8.1	30.8	18.9	14.3
1-2 PM	2417	0.0	160	0.0	1500	1493	924	1084	10.92	257	67.8	8.2	30.8	18.9	14.5
2-3 PM	2310	0.0	154	0.0	1499	1484	826	979	10.34	242	67.9	8.4	30.8	18.9	15.0
3-4 PM	2304	0.0	153	0.0	1500	1500	804	957	10.22	239	67.9	8.5	30.8	18.9	15.2
4-5 PM	2245	0.0	149	0.0	1500	1487	758	908	9.98	233	67.9	8.6	30.8	18.9	15.5
5-6 PM	1959	0.0	130	0.0	1499	1464	495	625	8.74	200	68.3	9.3	30.8	19.1	17.0
6-7 PM	1688	0.0	111	0.0	1500	1476	212	324	7.69	172	68.6	10.1	30.8	19.2	18.8
7-8 PM	1447	0.0	96	0.0	1499	1440	7	104	6.50	142	68.9	11.2	30.8	19.3	19.9
8-9 PM	1338	0.0	89	0.0	1499	1338	0	89	2.00	42	69.1	25.0	33.2	19.3	19.4
9-10 PM	1110	0.0	74	0.0	1500	1110	0	74	0.60	0	69.4	45.2	41.3	19.4	19.4
10-11 PM	840	0.0	55	0.0	1500	840	0	55	0.57	0	69.7	46.1	42.2	19.5	19.5
11PM-MID	505	0.0	34	0.0	1500	505	0	34	0.53	0	70.1	47.4	43.5	19.7	19.7

*----- SITE BREAKDOWN DELAYS -----*	
BREAKDOWN DURATION (MINS)	0
RANGE OF QUEUE DELAY - MIN	0.0
(VEH-H) MAX	0.0
RANGE OF DIVN DELAY - MIN	0.0
(VEH-H) MAX	0.0
AV BREAKDOWNS PER DAY	0.00
AV QUEUE DELAY/DAY (VEH-H)	0.0
AV DIVN DELAY/DAY (VEH-H)	0.0
AV TOTAL DELAY/DAY (VEH-H)	0.0

*----- SITE ACCIDENT DELAYS -----*	
ACCIDENT DURATION (MINS)	0
RANGE OF QUEUE DELAY - MIN	0.0
(VEH-H) MAX	0.0
RANGE OF DIVN DELAY - MIN	0.0
(VEH-H) MAX	0.0
AV ACCIDENTS PER DAY	0.00
AV QUEUE DELAY/DAY (VEH-H)	0.0
AV DIVN DELAY/DAY (VEH-H)	0.0
AV TOTAL DELAY/DAY (VEH-H)	0.0

AVERAGE ACCIDENT NUMBERS (PIA/DAY)	
MAIN ROUTE WITHOUT WORKS	0.0069
MAIN ROUTE WITH WORKS	0.0037
DIVERSION	0.0288

PIA: Personal Injury Accidents

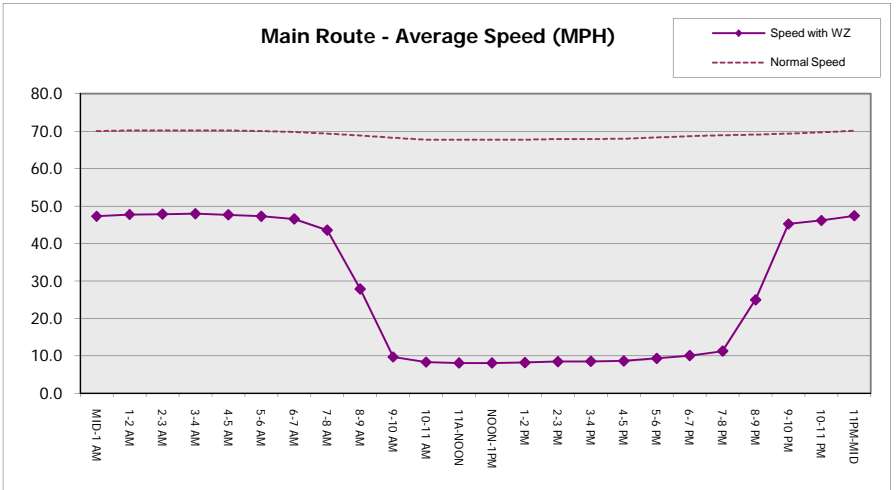
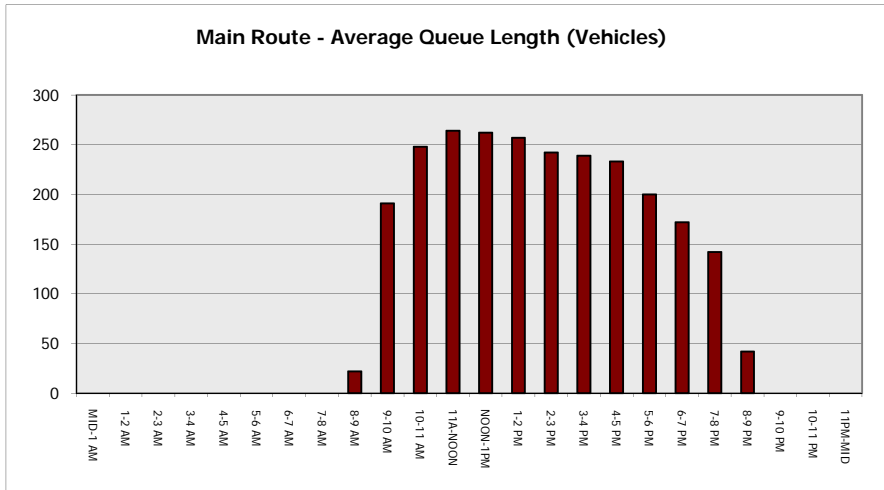
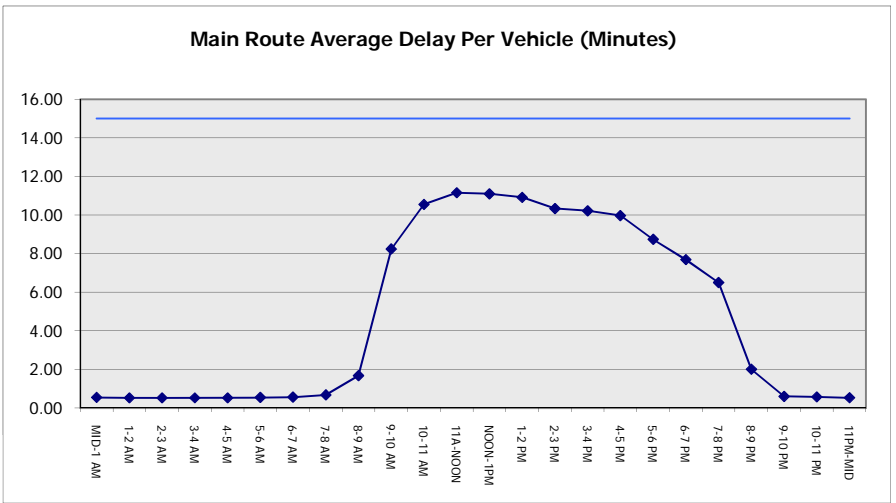
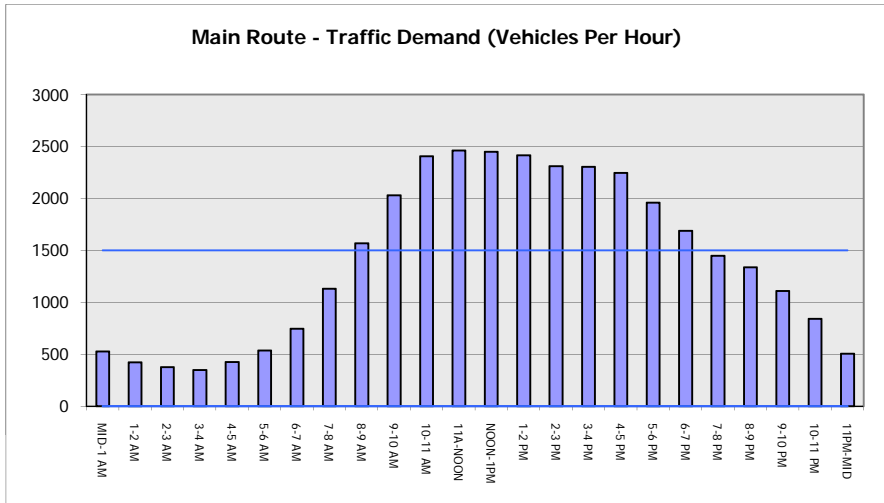
IMPACTS ON ROAD USERS	
ROAD USER COSTS PER DAY ( DOLLARS)	\$71,439
CONGESTED HOURS PER DAY*	0

\*Delays Exceeding 15 Minutes

**IH 94: CARMICHAEL RD TO STH 35 S (ST CROIX COUNTY)  
 CONTINUOUS (24 HOUR) 2 LANE CLOSURE  
 DIVERSION ROUTE: CARMICHAEL RD - STAGELINE RD - USH 12**

**MAY**  
 Analyzed for 2009  
 Construction Season

**GRAPHICAL REPRESENTATION OF TRAFFIC MODEL INPUT AND OUTPUT**  
**SATURDAY WESTBOUND DIRECTION**



<b>IH 94: CARMICHAEL RD TO STH 35 S (ST CROIX COUNTY)</b> <b>CONTINUOUS (24 HOUR) 2 LANE CLOSURE</b> <b>DIVERSION ROUTE: CARMICHAEL RD - STAGELINE RD - USH 12</b>	<b>MAY</b>
	Analyzed for 2009 Construction Season

**SUMMARY OF TRAFFIC MODEL OUTPUT**

SATURDAY EASTBOUND DIRECTION

TIME OF DAY	FLOWS AND CAPACITY IN VEH/HR							AVERAGE SPEEDS IN MPH			AVERAGE SPEEDS IN MPH				
	MAIN		DIVERSION		SITE CAPA CITY	FLOW MAIN ROUTE	FLOW DIVER -TING	TOTAL DIVN FLOW	AV.DEL PER VEH (MINS)	AVERAGE QUEUE (VEH)	MAIN ROUTE		ALTERNATE ROUTE		
	DEMAND FLOW	PCT HEAVY	NORMAL FLOW	PCT HEAVY							WITHOUT WORK ZN	WITH WORK ZN	SITE	WITHOUT WORK ZN	WITH WORK ZN
MID-1 AM	510	0.0	34	0.0	1500	510	0	34	0.53	0	70.1	47.3	43.5	19.7	19.7
1-2 AM	333	0.0	22	0.0	1500	333	0	22	0.51	0	70.2	48.0	44.2	19.7	19.7
2-3 AM	263	0.0	17	0.0	1500	263	0	17	0.50	0	70.2	48.3	44.4	19.7	19.7
3-4 AM	267	0.0	17	0.0	1500	267	0	17	0.50	0	70.2	48.3	44.4	19.7	19.7
4-5 AM	394	0.0	26	0.0	1500	394	0	26	0.52	0	70.2	47.8	43.9	19.7	19.7
5-6 AM	561	0.0	37	0.0	1500	561	0	37	0.54	0	70.0	47.1	43.3	19.6	19.6
6-7 AM	1048	0.0	69	0.0	1499	1048	0	69	0.64	0	69.4	44.2	40.2	19.4	19.4
7-8 AM	1806	0.0	120	0.0	1499	1741	65	185	4.00	98	68.5	16.0	30.8	19.1	19.1
8-9 AM	2311	0.0	154	0.0	1499	1519	792	945	10.17	238	67.9	8.5	30.8	18.9	15.2
9-10 AM	2770	0.0	184	0.0	1500	1584	1186	1370	12.90	310	67.3	7.5	30.8	18.8	12.9
10-11 AM	2904	0.0	193	0.0	1499	1522	1382	1575	14.82	360	67.1	6.9	30.8	18.7	11.6
11A-NOON	2757	0.0	183	0.0	1499	1448	1309	1492	13.99	338	67.3	7.1	30.8	18.8	12.1
NOON-1PM	2435	0.0	161	0.0	1499	1434	1000	1162	11.40	270	67.7	8.0	30.8	18.9	14.0
1-2 PM	2196	0.0	146	0.0	1500	1472	724	870	9.80	228	68.0	8.7	30.8	18.9	15.6
2-3 PM	2148	0.0	143	0.0	1500	1498	650	793	9.44	218	68.1	8.9	30.8	19.0	16.1
3-4 PM	2159	0.0	143	0.0	1500	1501	658	801	9.47	219	68.1	8.9	30.8	19.0	16.0
4-5 PM	2087	0.0	138	0.0	1500	1486	600	739	9.20	212	68.1	9.1	30.8	19.0	16.4
5-6 PM	1792	0.0	119	0.0	1499	1468	324	443	8.08	183	68.5	9.8	30.8	19.1	18.1
6-7 PM	1551	0.0	103	0.0	1500	1480	71	174	7.23	160	68.8	10.5	30.8	19.3	19.6
7-8 PM	1323	0.0	88	0.0	1499	1323	0	88	3.26	81	69.1	18.4	32.8	19.3	19.6
8-9 PM	1056	0.0	70	0.0	1500	1056	0	70	0.59	0	69.4	45.4	41.5	19.4	19.4
9-10 PM	985	0.0	65	0.0	1500	985	0	65	0.59	0	69.5	45.6	41.7	19.5	19.5
10-11 PM	754	0.0	50	0.0	1500	754	0	50	0.56	0	69.8	46.5	42.5	19.6	19.6
11PM-MID	510	0.0	34	0.0	1500	510	0	34	0.53	0	70.1	47.3	43.5	19.7	19.7

*----- SITE BREAKDOWN DELAYS -----*	
BREAKDOWN DURATION (MINS)	0
RANGE OF QUEUE DELAY - MIN	0.0
(VEH-H) MAX	0.0
RANGE OF DIVN DELAY - MIN	0.0
(VEH-H) MAX	0.0
AV BREAKDOWNS PER DAY	0.00
AV QUEUE DELAY/DAY (VEH-H)	0.0
AV DIVN DELAY/DAY (VEH-H)	0.0
AV TOTAL DELAY/DAY (VEH-H)	0.0

*----- SITE ACCIDENT DELAYS -----*	
ACCIDENT DURATION (MINS)	0
RANGE OF QUEUE DELAY - MIN	0.0
(VEH-H) MAX	0.0
RANGE OF DIVN DELAY - MIN	0.0
(VEH-H) MAX	0.0
AV ACCIDENTS PER DAY	0.00
AV QUEUE DELAY/DAY (VEH-H)	0.0
AV DIVN DELAY/DAY (VEH-H)	0.0
AV TOTAL DELAY/DAY (VEH-H)	0.0

AVERAGE ACCIDENT NUMBERS (PIA/DAY)	
MAIN ROUTE WITHOUT WORKS	0.0072
MAIN ROUTE WITH WORKS	0.0037
DIVERSION	0.0338

PIA: Personal Injury Accidents

IMPACTS ON ROAD USERS	
ROAD USER COSTS PER DAY ( DOLLARS)	\$85,992
CONGESTED HOURS PER DAY*	0

\*Delays Exceeding 15 Minutes

**IH 94: CARMICHAEL RD TO STH 35 S (ST CROIX COUNTY)**  
**CONTINUOUS (24 HOUR) 2 LANE CLOSURE**  
**DIVERSION ROUTE: CARMICHAEL RD - STAGELINE RD - USH 12**

**MAY**  
 Analyzed for 2009  
 Construction Season

**GRAPHICAL REPRESENTATION OF TRAFFIC MODEL INPUT AND OUTPUT**  
**SATURDAY EASTBOUND DIRECTION**

